

— ABLYBIO, Help Your Research



Ubiquitin Protein Ligase E3A (YD34020) Rabbit mAb

货号: **AYD13149**

产品信息

反应	Human,Mouse,Rat
宿主	Rabbit
克隆性	Monoclonal
预测反应	
应用	WB ICC/IF FC IP
推荐浓度	
理论分子量	101kDa
实测分子量	
形式	Liquid
保存条件	Store at -20°C. Avoid freeze / thaw cycles. Buffer: PBS with 0.75% BSA,50% glycerol,pH7.3.
偶联物	Unconjugated
阳性对照	HeLa,K-562,293F
细胞定位	Cytoplasm, Nucleus
纯化	亲和纯化

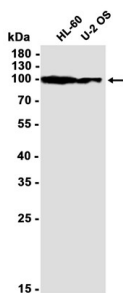

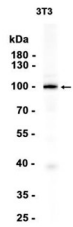
抗原信息

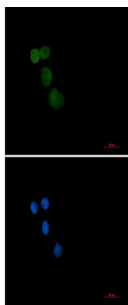
抗原信息	
------	--

靶点信息

研究背景	This gene encodes an E3 ubiquitin-protein ligase, part of the ubiquitin protein degradation system. This imprinted gene is maternally expressed in brain and biallelically expressed in other tissues. Maternally inherited deletion of this gene causes Angelman Syndrome, characterized by severe motor and intellectual retardation, ataxia, hypotonia, epilepsy, absence of speech, and characteristic facies. The protein also interacts with the E6 protein of human papillomavirus types 16 and 18, resulting in ubiquitination and proteolysis of tumor protein p53. Alternative splicing of this gene results in three transcript variants encoding three isoforms with different N-termini. Additional transcript variants have been described, but their full length nature has not been determined.
基因ID	7337
基因名	UBE3A
Swiss	Q05086 (https://www.uniprot.org/uniprotkb/Q05086/entry)
别名	Ubiquitin Protein Ligase E3A (YD34020), Ubiquitin Protein Ligase E3A (YD34020) Rabbit mAb, UBE3A, E6AP ubiquitin-protein ligase, HECT-type ubiquitin transferase E3A, Human papillomavirus E6-associated protein, Oncogenic protein-associated protein E6-AP, Renal carcinoma antigen NY-REN-54, E6AP

产品验证





实验步骤

访问官网浏览详情: www.ablybio.cn (<https://www.ablybio.cn/>www.ablybio.cn)