

— ABLYBIO, Help Your Research



PSMC5 (YD20549) Rabbit mAb

货号: **AYD13096**

产品信息

| | |
|-------|---|
| 反应 | Human,Mouse,Rat |
| 宿主 | Rabbit |
| 克隆性 | Monoclonal |
| 预测反应 | |
| 应用 | WB IHC-P ICC/IF FC IP |
| 推荐浓度 | |
| 理论分子量 | 46kDa |
| 实测分子量 | |
| 形式 | Liquid |
| 保存条件 | Store at -20°C. Avoid freeze / thaw cycles. Buffer: PBS with 0.75% BSA,50% glycerol,pH7.3. |
| 偶联物 | Unconjugated |
| 阳性对照 | U2OS,HepG2,PC-12,MCF7,HeLa,293T,NIH/3T3 |
| 细胞定位 | Cytoplasm, Nucleus |
| 纯化 | 亲和纯化 |

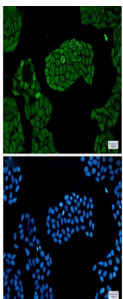
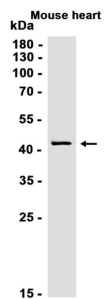
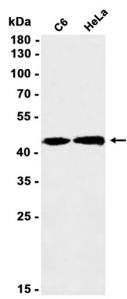
抗原信息

| | |
|------|--|
| 抗原信息 | |
|------|--|

靶点信息

| | |
|-------|--|
| 研究背景 | The 26S proteasome is a multicatalytic proteinase complex with a highly ordered structure composed of 2 complexes, a 20S core and a 19S regulator. The 20S core is composed of 4 rings of 28 non-identical subunits; 2 rings are composed of 7 alpha subunits and 2 rings are composed of 7 beta subunits. The 19S regulator is composed of a base, which contains 6 ATPase subunits and 2 non-ATPase subunits, and a lid, which contains up to 10 non-ATPase subunits. Proteasomes are distributed throughout eukaryotic cells at a high concentration and cleave peptides in an ATP/ubiquitin-dependent process in a non-lysosomal pathway. An essential function of a modified proteasome, the immunoproteasome, is the processing of class I MHC peptides. This gene encodes one of the ATPase subunits, a member of the triple-A family of ATPases which have a chaperone-like activity. In addition to participation in proteasome functions, this subunit may participate in transcriptional regulation since it has been shown to interact with the thyroid hormone receptor and retinoid X receptor-alpha. Two transcript variants encoding different isoforms have been found for this gene. |
| 基因ID | 5705 |
| 基因名 | PSMC5 |
| Swiss | P62195 (https://www.uniprot.org/uniprotkb/P62195/entry) |
| 别名 | PSMC5 (YD20549), PSMC5 (YD20549) Rabbit mAb, PSMC5, 26S proteasome AAA-ATPase subunit RPT6, Proteasome 26S subunit ATPase 5, Proteasome subunit p45, Thyroid hormone receptor-interacting protein 1, p45/SUG, SUG1 |

产品验证



实验步骤

访问官网浏览详情: www.ablybio.cn (<https://www.ablybio.cn/www.ablybio.cn>)