

p27 KIP 1 (YD14485) Rabbit mAb

货号: **AYD13072**

产品信息

反应	Human,Mouse,Rat
宿主	Rabbit
克隆性	Monoclonal
预测反应	
应用	WB IHC-P ICC/IF FC IP
推荐浓度	
理论分子量	22kDa
实测分子量	
形式	Liquid
保存条件	Store at -20°C. Avoid freeze / thaw cycles. Buffer: PBS with 0.75% BSA,50% glycerol,pH7.3.
偶联物	Unconjugated
阳性对照	HeLa,MCF7,HepG2
细胞定位	Nucleus, Cytoplasm, Endosome
纯化	

抗原信息

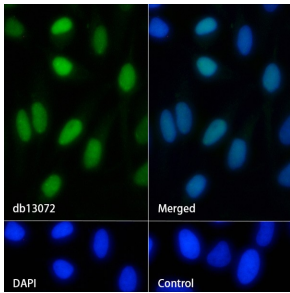
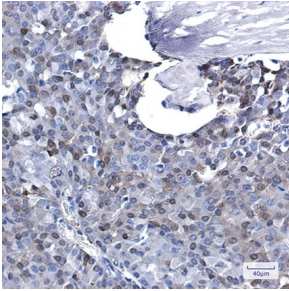
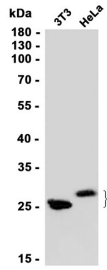
抗原信息	
------	--

靶点信息

研究背景	This gene encodes a cyclin-dependent kinase inhibitor, which shares a limited similarity with CDK inhibitor CDKN1A/p21. The encoded protein binds to and prevents the activation of cyclin E-CDK2 or cyclin D-CDK4 complexes, and thus controls the cell cycle progression at G1. The degradation of this protein, which is triggered by its CDK dependent phosphorylation and subsequent ubiquitination by SCF complexes, is required for the cellular transition from quiescence to the proliferative state. Mutations in this gene are associated with multiple endocrine neoplasia type IV (MEN4).
基因ID	1027
基因名	CDKN1B

Swiss	P46527
别名	p27 KIP 1 (YD14485)

产品验证



实验步骤

访问官网浏览详情: www.ablybio.cn