

— ABLYBIO, Help Your Research



PKC alpha (YD13484) Rabbit mAb

货号: **AYD13040**

产品信息

反应	Human,Mouse,Rat
宿主	Rabbit
克隆性	Monoclonal
预测反应	
应用	WB IHC-P ICC/IF FC IP
推荐浓度	
理论分子量	77kDa
实测分子量	
形式	Liquid
保存条件	Store at -20°C. Avoid freeze / thaw cycles. Buffer: PBS with 0.75% BSA,50% glycerol,pH7.3.
偶联物	Unconjugated
阳性对照	NIH/3T3,Jurkat,C6,SH-SY5Y,Mouse brain,Rat brain
细胞定位	Cytoplasm, Cell membrane, Mitochondrion membrane, Nucleus
纯化	亲和纯化

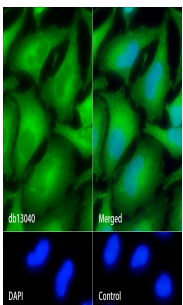
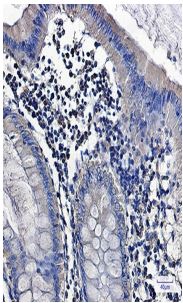
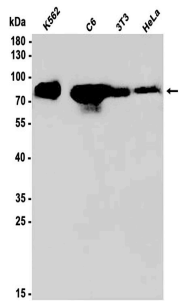
抗原信息

抗原信息	
------	--

靶点信息

研究背景	Protein kinase C (PKC) is a family of serine- and threonine-specific protein kinases that can be activated by calcium and the second messenger diacylglycerol. PKC family members phosphorylate a wide variety of protein targets and are known to be involved in diverse cellular signaling pathways. PKC family members also serve as major receptors for phorbol esters, a class of tumor promoters. Each member of the PKC family has a specific expression profile and is believed to play a distinct role in cells. The protein encoded by this gene is one of the PKC family members. This kinase has been reported to play roles in many different cellular processes, such as cell adhesion, cell transformation, cell cycle checkpoint, and cell volume control. Knockout studies in mice suggest that this kinase may be a fundamental regulator of cardiac contractility and Ca(2+) handling in myocytes.
基因ID	5578
基因名	PRKCA
Swiss	P17252 (https://www.uniprot.org/uniprotkb/P17252/entry)
别名	PKC alpha (YD13484),PKC alpha (YD13484) Rabbit mAb,PRKCA,PKCA,PRKACA

产品验证



实验步骤

访问官网浏览详情: www.ablybio.cn (<https://www.ablybio.cn/www.ablybio.cn>)

