

CD99 (YD13103) Rabbit mAb

货号: **AYD12978**

产品信息

反应	Human
宿主	Rabbit
克隆性	Monoclonal
预测反应	
应用	WB IHC ICC/IF FC IP
推荐浓度	
理论分子量	19kDa
实测分子量	
形式	Liquid
保存条件	Store at -20°C. Avoid freeze / thaw cycles. Buffer: PBS with 0.75% BSA,50% glycerol,pH7.3.
偶联物	Unconjugated
阳性对照	Jurkat,U-251MG,U-937,BT-474,THP-1
细胞定位	Membrane
纯化	

抗原信息

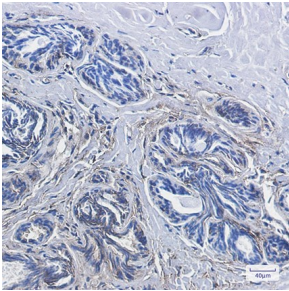
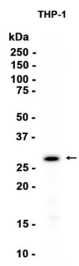

抗原信息	
------	--

靶点信息

研究背景	The protein encoded by this gene is a cell surface glycoprotein involved in leukocyte migration, T-cell adhesion, ganglioside GM1 and transmembrane protein transport, and T-cell death by a caspase-independent pathway. In addition, the encoded protein may have the ability to rearrange the actin cytoskeleton and may also act as an oncosuppressor in osteosarcoma. This gene is found in the pseudoautosomal region of chromosomes X and Y and escapes X-chromosome inactivation. There is a related pseudogene located immediately adjacent to this locus.
基因ID	4267
基因名	CD99

Swiss	P14209
别名	CD99 (YD13103)

产品验证



实验步骤

访问官网浏览详情: www.ablybio.cn