

— ABLYBIO, Help Your Research



FGFR3 (YD15371) Rabbit mAb

货号: **AYD12966**

产品信息

反应	Human
宿主	Rabbit
克隆性	Monoclonal
预测反应	
应用	WB IHC-P ICC/IF FC
推荐浓度	
理论分子量	88kDa
实测分子量	
形式	Liquid
保存条件	Store at -20°C. Avoid freeze / thaw cycles. Buffer: PBS with 0.75% BSA, 50% glycerol, pH7.3.
偶联物	Unconjugated
阳性对照	Rat brain
细胞定位	Cell membrane, Cytoplasmic vesicle, Endoplasmic reticulum, Secreted
纯化	亲和纯化

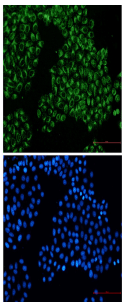
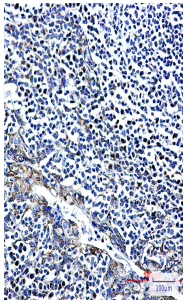

抗原信息

抗原信息	
------	--

靶点信息

研究背景	This gene encodes a member of the fibroblast growth factor receptor (FGFR) family, with its amino acid sequence being highly conserved between members and among divergent species. FGFR family members differ from one another in their ligand affinities and tissue distribution. A full-length representative protein would consist of an extracellular region, composed of three immunoglobulin-like domains, a single hydrophobic membrane-spanning segment and a cytoplasmic tyrosine kinase domain. The extracellular portion of the protein interacts with fibroblast growth factors, setting in motion a cascade of downstream signals, ultimately influencing mitogenesis and differentiation. This particular family member binds acidic and basic fibroblast growth hormone and plays a role in bone development and maintenance. Mutations in this gene lead to craniosynostosis and multiple types of skeletal dysplasia. Three alternatively spliced transcript variants that encode different protein isoforms have been described.
基因ID	2261
基因名	FGFR3
Swiss	P22607 (https://www.uniprot.org/uniprotkb/P22607/entry)
别名	FGFR3 (YD15371),FGFR3 (YD15371) Rabbit mAb,FGFR3,JTK4

产品验证



实验步骤

