

STAT3 (YD12197) Rabbit mAb

货号: **AYD12896**

产品信息

| | |
|-------|---|
| 反应 | Human |
| 宿主 | Rabbit |
| 克隆性 | Monoclonal |
| 预测反应 | |
| 应用 | WB ICC/IF FC IP |
| 推荐浓度 | |
| 理论分子量 | 88kDa |
| 实测分子量 | |
| 形式 | Liquid |
| 保存条件 | Store at -20°C. Avoid freeze / thaw cycles. Buffer: PBS with 0.75% BSA,50% glycerol,pH7.3. |
| 偶联物 | Unconjugated |
| 阳性对照 | HeLa |
| 细胞定位 | Cytoplasm, Nucleus |
| 纯化 | |

抗原信息

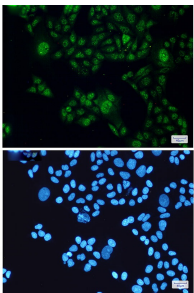
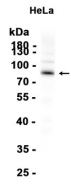
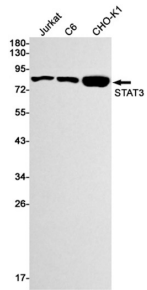
| | |
|------|--|
| 抗原信息 | |
|------|--|

靶点信息

| | |
|------|---|
| 研究背景 | <p>The protein encoded by this gene is a member of the STAT protein family. In response to cytokines and growth factors, STAT family members are phosphorylated by the receptor associated kinases, and then form homo- or heterodimers that translocate to the cell nucleus where they act as transcription activators. This protein is activated through phosphorylation in response to various cytokines and growth factors including IFNs, EGF, IL5, IL6, HGF, LIF and BMP2. This protein mediates the expression of a variety of genes in response to cell stimuli, and thus plays a key role in many cellular processes such as cell growth and apoptosis. The small GTPase Rac1 has been shown to bind and regulate the activity of this protein. PIAS3 protein is a specific inhibitor of this protein. Mutations in this gene are associated with infantile-onset multisystem autoimmune disease and hyper-immunoglobulin E syndrome. Alternative splicing results in multiple transcript variants encoding distinct isoforms.</p> |
| 基因ID | 6774 |

| | |
|-------|-----------------|
| 基因名 | STAT3 |
| Swiss | P40763 |
| 别名 | STAT3 (YD12197) |

产品验证



实验步骤

访问官网浏览详情: www.ablybio.cn