

— ABLYBIO, Help Your Research



PRPF31 (YD11532) Rabbit mAb

货号: **AYD12891**

产品信息

反应	Human,Mouse,Rat
宿主	Rabbit
克隆性	Monoclonal
预测反应	
应用	WB ICC/IF FC
推荐浓度	
理论分子量	55kDa
实测分子量	
形式	Liquid
保存条件	Store at -20°C. Avoid freeze / thaw cycles. Buffer: PBS with 0.75% BSA,50% glycerol,pH7.3.
偶联物	Unconjugated
阳性对照	U-251MG,Jurkat,HepG2,Mouse lung,Mouse testis,Rat lung,Rat testis
细胞定位	Nucleus, Nucleus speckle, Cajal body
纯化	亲和纯化

抗原信息

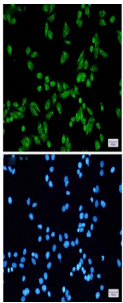
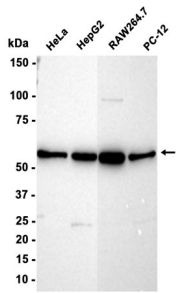
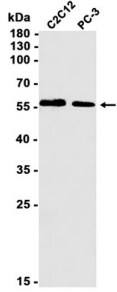
抗原信息	
------	--

靶点信息

研究背景	This gene encodes a component of the spliceosome complex and is one of several retinitis pigmentosa-ca using genes. When the gene product is added to the spliceosome complex, activation occurs.
------	---

基因ID	26121
基因名	PRPF31
Swiss	Q8WWY3 (https://www.uniprot.org/uniprotkb/Q8WWY3/entry)
别名	PRPF31 (YD11532),PRPF31 (YD11532) Rabbit mAb,PRPF31,Pre-mRNA-processing factor 31,Serologically defined breast cancer antigen NY-BR-99,U4/U6 snRNP 61 kDa protein,PRP31

产品验证



实验步骤

访问官网浏览详情: www.ablybio.cn (<https://www.ablybio.cn/www.ablybio.cn>)