

PHAPI2 (YD20028) Rabbit mAb

货号: **AYD12884**

产品信息

反应	Human,Mouse,Rat
宿主	Rabbit
克隆性	Monoclonal
预测反应	
应用	WB IHC-P ICC/IF FC
推荐浓度	
理论分子量	29kDa
实测分子量	
形式	Liquid
保存条件	Store at -20°C. Avoid freeze / thaw cycles. Buffer: PBS with 0.75% BSA,50% glycerol,pH7.3.
偶联物	Unconjugated
阳性对照	A-549,PC-3,RAW264.7,U-937,Mouse testis
细胞定位	Nucleus, Cytoplasm
纯化	

抗原信息


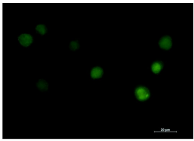
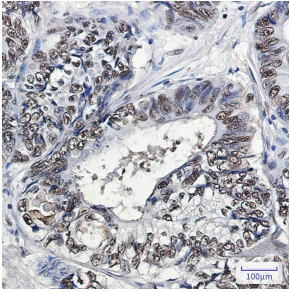
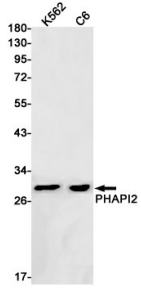
抗原信息	
------	--

靶点信息

研究背景	Multifunctional protein that is involved in the regulation of many processes including cell proliferation, apoptosis, cell cycle progression or transcription. Regulates the proliferation of neuronal stem cells, differentiation of leukemic cells and progression from G1 to S phase of the cell cycle. As negative regulator of caspase-3-dependent apoptosis, may act as an antagonist of ANP32A in regulating tissue homeostasis. Exhibits its histone chaperone properties, able to recruit histones to certain promoters, thus regulating the transcription of specific genes. Plays also an essential role in the nucleocytoplasmic transport of specific mRNAs via the uncommon nuclear mRNA export receptor XPO1/CRM1. Participates in the regulation of adequate adaptive immune responses by acting on mRNA expression and cell proliferation (By similarity).
基因ID	10541

基因名	ANP32B
Swiss	Q92688
别名	PHAPI2 (YD20028)

产品验证



实验步骤

访问官网浏览详情: www.ablybio.cn