

— ABLYBIO, Help Your Research



Galectin 3 (YD12821) Rabbit mAb

货号: **AYD12755**

产品信息

反应	Human,Rat
宿主	Rabbit
克隆性	Monoclonal
预测反应	
应用	WB ICC/IF FC
推荐浓度	
理论分子量	26kDa
实测分子量	
形式	Liquid
保存条件	Store at -20°C. Avoid freeze / thaw cycles. Buffer: PBS with 0.75% BSA,50% glycerol,pH7.3.
偶联物	Unconjugated
阳性对照	HeLa,U-87MG,C2C12,Neuro-2a,Rat spleen,Rat lung
细胞定位	Cytoplasm, Nucleus, Secreted
纯化	亲和纯化

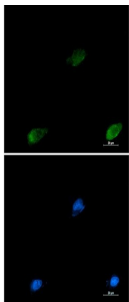


抗原信息

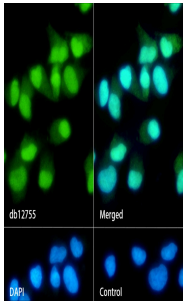
抗原信息	
------	--

靶点信息

研究背景	This gene encodes a member of the galectin family of carbohydrate binding proteins. Members of this protein family have an affinity for beta-galactosides. The encoded protein is characterized by an N-terminal proline-rich tandem repeat domain and a single C-terminal carbohydrate recognition domain. This protein can self-associate through the N-terminal domain allowing it to bind to multivalent saccharide ligands. This protein localizes to the extracellular matrix, the cytoplasm and the nucleus. This protein plays a role in numerous cellular functions including apoptosis, innate immunity, cell adhesion and T-cell regulation. The protein exhibits antimicrobial activity against bacteria and fungi. Alternate splicing results in multiple transcript variants.
基因ID	3958
基因名	LGALS3
Swiss	P17931 (https://www.uniprot.org/uniprotkb/P17931/entry)
别名	Galectin 3 (YD12821),Galectin 3 (YD12821) Rabbit mAb,LGALS3,35 kDa lectin,Carbohydrate-binding protein 35,Galactose-specific lectin 3,Galactoside-binding protein,IgE-binding protein,L-31,Laminin-binding protein,Lectin L-29,Mac-2 antigen,MAC2

产品验证





实验步骤

访问官网浏览详情: www.ablybio.cn (<https://www.ablybio.cn/>www.ablybio.cn)