

Aconitase 2 (YD32075) Rabbit mAb

货号: **AYD12738**

产品信息

反应	Human,Mouse,Rat
宿主	Rabbit
克隆性	Monoclonal
预测反应	
应用	WB IHC-P
推荐浓度	
理论分子量	85kDa
实测分子量	
形式	Liquid
保存条件	Store at -20°C. Avoid freeze / thaw cycles. Buffer: PBS with 0.75% BSA,50% glycerol,pH7.3.
偶联物	Unconjugated
阳性对照	HeLa,Jurkat,Mouse heart,Rat kidney
细胞定位	Mitochondrion
纯化	

抗原信息

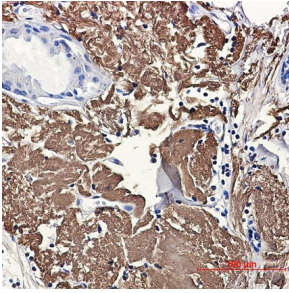

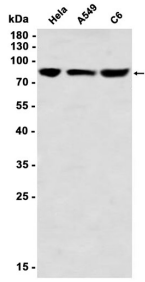
抗原信息	
------	--

靶点信息

研究背景	The protein encoded by this gene belongs to the aconitase/IPM isomerase family. It is an enzyme that catalyzes the interconversion of citrate to isocitrate via cis-aconitate in the second step of the TCA cycle. This protein is encoded in the nucleus and functions in the mitochondrion. It was found to be one of the mitochondrial matrix proteins that are preferentially degraded by the serine protease 15 (PRSS15), also known as Lon protease, after oxidative modification.
基因ID	50
基因名	ACO2
Swiss	Q99798

别名	Aconitase 2 (YD32075)
----	-----------------------

产品验证



实验步骤

访问官网浏览详情: www.ablybio.cn