

— ABLYBIO, Help Your Research



SNF5 (YD21020) Rabbit mAb

货号: **AYD12728**

产品信息

反应	Human,Mouse,Rat
宿主	Rabbit
克隆性	Monoclonal
预测反应	
应用	WB IHC-P ICC/IF FC IP
推荐浓度	
理论分子量	44kDa
实测分子量	
形式	Liquid
保存条件	Store at -20°C. Avoid freeze / thaw cycles. Buffer: PBS with 0.75% BSA,50% glycerol,pH7.3.
偶联物	Unconjugated
阳性对照	SH-SY5Y,THP-1,HepG2,HeLa,Mouse testis,Rat testis
细胞定位	Nucleus
纯化	亲和纯化

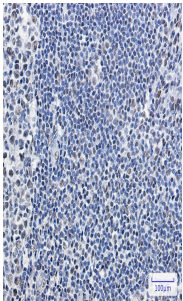
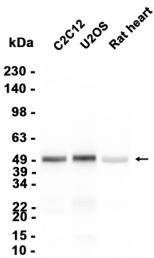
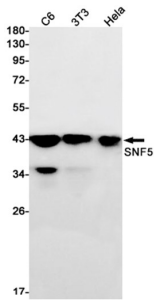
抗原信息

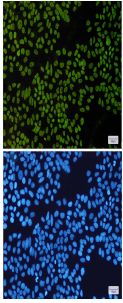
抗原信息	
------	--

靶点信息

研究背景	The protein encoded by this gene is part of a complex that relieves repressive chromatin structures, allowing the transcriptional machinery to access its targets more effectively. The encoded nuclear protein may also bind to and enhance the DNA joining activity of HIV-1 integrase. This gene has been found to be a tumor suppressor, and mutations in it have been associated with malignant rhabdoid tumors. Alternatively spliced transcript variants have been found for this gene.
基因ID	6598
基因名	SMARCB1
Swiss	Q12824 (https://www.uniprot.org/uniprotkb/Q12824/entry)
别名	SNF5 (YD21020),SNF5 (YD21020) Rabbit mAb,SMARCB1,BRG1-associated factor 47,Integrase interactor 1 protein,SNF5 homolog,BAF47,INI1,SNF5L1

产品验证





实验步骤

访问官网浏览详情: www.ablybio.cn (<https://www.ablybio.cn/www.ablybio.cn>)