

— ABLYBIO, Help Your Research



BRD2 (YD12276) Rabbit mAb

货号: **AYD12719**

产品信息

反应	Human
宿主	Rabbit
克隆性	Monoclonal
预测反应	
应用	WB IHC ICC/IF FC
推荐浓度	
理论分子量	88kDa
实测分子量	
形式	Liquid
保存条件	Store at -20°C. Avoid freeze / thaw cycles. Buffer: PBS with 0.75% BSA, 50% glycerol, pH7.3.
偶联物	Unconjugated
阳性对照	Mouse brain
细胞定位	Nucleus, Chromosome
纯化	亲和纯化

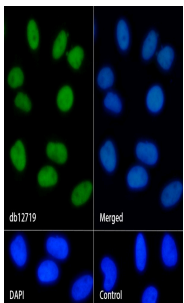
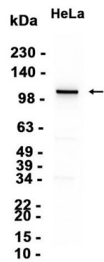
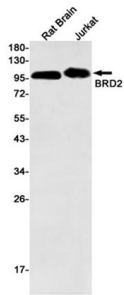
抗原信息

抗原信息	
------	--

靶点信息

研究背景	This gene encodes a transcriptional regulator that belongs to the BET (bromodomains and extra terminal domain) family of proteins. This protein associates with transcription complexes and with acetylated chromatin during mitosis, and it selectively binds to the acetylated lysine-12 residue of histone H4 via its two bromodomains. The gene maps to the major histocompatibility complex (MHC) class II region on chromosome 6p21.3, but sequence comparison suggests that the protein is not involved in the immune response. This gene has been implicated in juvenile myoclonic epilepsy, a common form of epilepsy that becomes apparent in adolescence. Multiple alternatively spliced variants have been described for this gene.
基因ID	6046
基因名	BRD2
Swiss	P25440 (https://www.uniprot.org/uniprotkb/P25440/entry)
别名	BRD2 (YD12276), BRD2 (YD12276) Rabbit mAb, BRD2, O27.1.1, KIAA9001, RING3

产品验证



实验步骤

访问官网浏览详情: www.ablybio.cn (<https://www.ablybio.cn/www.ablybio.cn>)