

— ABLYBIO, Help Your Research



beta 2 Microglobulin (YD14248) Rabbit mAb

货号: **AYD12673**

产品信息

反应	Human,Mouse,Rat
宿主	Rabbit
克隆性	Monoclonal
预测反应	
应用	WB ICC/IF FC IP
推荐浓度	
理论分子量	14kDa
实测分子量	
形式	Liquid
保存条件	Store at -20°C. Avoid freeze / thaw cycles. Buffer: PBS with 0.75% BSA,50% glycerol,pH7.3.
偶联物	Unconjugated
阳性对照	Jurkat,COS-7,HeLa,K-562,Mouse lung,Mouse liver,Mouse spleen
细胞定位	Secreted, Cell surface
纯化	亲和纯化

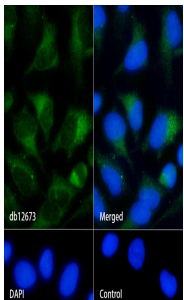


抗原信息

抗原信息	
------	--

靶点信息

研究背景	This gene encodes a serum protein found in association with the major histocompatibility complex (MHC) class I heavy chain on the surface of nearly all nucleated cells. The protein has a predominantly beta-pleated sheet structure that can form amyloid fibrils in some pathological conditions. The encoded antimicrobial protein displays antibacterial activity in amniotic fluid. A mutation in this gene has been shown to result in hypercatabolic hypoproteinemia.
基因ID	567
基因名	B2M
Swiss	P61769 (https://www.uniprot.org/uniprotkb/P61769/entry)
别名	beta 2 Microglobulin (YD14248),beta 2 Microglobulin (YD14248) Rabbit mAb,B2M

产品验证



实验步骤

访问官网浏览详情: www.ablybio.cn (<https://www.ablybio.cn/www.ablybio.cn>)