

— ABLYBIO, Help Your Research



# Raf1 (YD15751) Rabbit mAb

货号: **AYD12651**

## 产品信息

反应	Human,Mouse,Rat
宿主	Rabbit
克隆性	Monoclonal
预测反应	
应用	WB ICC/IF FC
推荐浓度	
理论分子量	73kDa
实测分子量	
形式	Liquid
保存条件	Store at -20°C. Avoid freeze / thaw cycles. Buffer: PBS with 0.75% BSA,50% glycerol,pH7.3.
偶联物	Unconjugated
阳性对照	Mouse liver
细胞定位	Cytoplasm, Cell membrane, Mitochondrion, Nucleus
纯化	亲和纯化

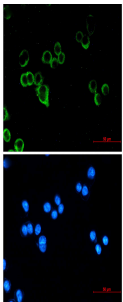


## 抗原信息

抗原信息	
------	--

## 靶点信息

研究背景	This gene is the cellular homolog of viral raf gene (v-raf). The encoded protein is a MAP kinase kinase kinase (MAP3K), which functions downstream of the Ras family of membrane associated GTPases to which it binds directly. Once activated, the cellular RAF1 protein can phosphorylate to activate the dual specificity protein kinases MEK1 and MEK2, which in turn phosphorylate to activate the serine/threonine specific protein kinases, ERK1 and ERK2. Activated ERKs are pleiotropic effectors of cell physiology and play an important role in the control of gene expression involved in the cell division cycle, apoptosis, cell differentiation and cell migration. Mutations in this gene are associated with Noonan syndrome 5 and LEOPARD syndrome 2.
基因ID	5894
基因名	RAF1
Swiss	P04049 ( <a href="https://www.uniprot.org/uniprotkb/P04049/entry">https://www.uniprot.org/uniprotkb/P04049/entry</a> )
别名	Raf1 (YD15751),Raf1 (YD15751) Rabbit mAb,RAF1,Proto-oncogene c-RAF,Raf-1,RAF

## 产品验证



## 实验步骤

访问官网浏览详情: [www.ablybio.cn](http://www.ablybio.cn) (<https://www.ablybio.cn/www.ablybio.cn>)