

— ABLYBIO, Help Your Research



# SQSTM1/p62 (YD34039) Rabbit mAb

货号: **AYD12584**

## 产品信息

反应	Human, Mouse, Rat
宿主	Rabbit
克隆性	Monoclonal
预测反应	
应用	WB ICC/IF FC IP
推荐浓度	
理论分子量	48kDa
实测分子量	
形式	Liquid
保存条件	Store at -20°C. Avoid freeze / thaw cycles. Buffer: PBS with 0.75% BSA,50% glycerol,pH7.3.
偶联物	Unconjugated
阳性对照	293T,Jurkat
细胞定位	Cytoplasmic vesicle, autophagosome, Preautophagosomal structure, Cytoplasm, cytosol, Nucleus, PML body, Late endosome, Lysosome, Endoplasmic reticulum, myofibril, sarcomere
纯化	亲和纯化

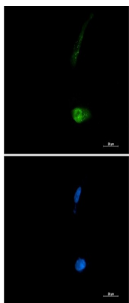

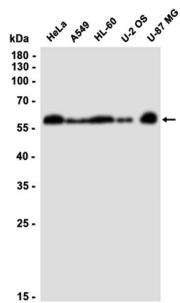
## 抗原信息

抗原信息	
------	--

## 靶点信息

研究背景	This gene encodes a multifunctional protein that binds ubiquitin and regulates activation of the nuclear factor kappa-B (NF- $\kappa$ B) signaling pathway. The protein functions as a scaffolding/adaptor protein in concert with TNF receptor-associated factor 6 to mediate activation of NF- $\kappa$ B in response to upstream signals. Alternatively spliced transcript variants encoding either the same or different isoforms have been identified for this gene. Mutations in this gene result in sporadic and familial Paget disease of bone.
基因ID	8878
基因名	SQSTM1
Swiss	Q13501 ( <a href="https://www.uniprot.org/uniprotkb/Q13501/entry">https://www.uniprot.org/uniprotkb/Q13501/entry</a> )
别名	SQSTM1/p62 (YD34039),SQSTM1/p62 (YD34039) Rabbit mAb,SQSTM1,EBI3-associated protein of 60 kDa, Phosphotyrosine-independent ligand for the Lck SH2 domain of 62 kDa,Ubiquitin-binding protein p62,ORC A,OSIL

## 产品验证



## 实验步骤

访问官网浏览详情: [www.ablybio.cn](http://www.ablybio.cn) (<https://www.ablybio.cn/www.ablybio.cn>)