

— ABLYBIO, Help Your Research



Nuclear Matrix Protein p84 (YD12140) Rabbit mAb

货号: AYD12553

产品信息

反应	Human,Mouse,Rat
宿主	Rabbit
克隆性	Monoclonal
预测反应	
应用	WB IHC-P ICC/IF FC
推荐浓度	
理论分子量	76kDa
实测分子量	
形式	Liquid
保存条件	Store at -20°C. Avoid freeze / thaw cycles. Buffer: PBS with 0.75% BSA,50% glycerol,pH7.3.
偶联物	Unconjugated
阳性对照	293T,Raji,Mouse spleen,Rat testis
细胞定位	Nucleus speckle, Nucleus, nucleoplasm, Nucleus matrix, Cytoplasm
纯化	亲和纯化

抗原信息

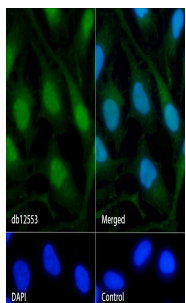
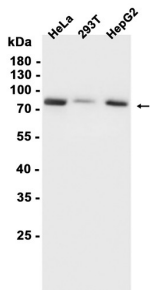
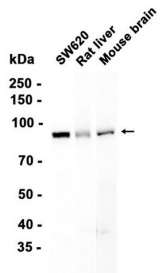
抗原信息	
------	--

靶点信息

研究背景	HPR1 is part of the TREX (transcription/export) complex, which includes TEX1 (MIM 606929), THO2 (MIM 300395), ALY (MIM 604171), and UAP56 (MIM 142560).[supplied by OMIM, Nov 2010]
------	---

基因ID	9984
基因名	THOC1
Swiss	Q96FV9 (https://www.uniprot.org/uniprotkb/Q96FV9/entry)
别名	Nuclear Matrix Protein p84 (YD12140),Nuclear Matrix Protein p84 (YD12140) Rabbit mAb,THOC1,Nuclear matrix protein p84,hTREX84,HPR1

产品验证



实验步骤

访问官网浏览详情: www.ablybio.cn (<https://www.ablybio.cn/www.ablybio.cn>)