

FH (YD15591) Rabbit mAb

货号: **AYD12537**

产品信息

反应	Human,Mouse,Rat
宿主	Rabbit
克隆性	Monoclonal
预测反应	
应用	WB IHC-P ICC/IF FC IP
推荐浓度	
理论分子量	55kDa
实测分子量	
形式	Liquid
保存条件	Store at -20°C. Avoid freeze / thaw cycles. Buffer: PBS with 0.75% BSA,50% glycerol,pH7.3.
偶联物	Unconjugated
阳性对照	HeLa,NIH/3T3,C2C12,C6,Rat liver
细胞定位	Mitochondrion, Cytoplasm, cytosol, Nucleus, Chromosome
纯化	

抗原信息

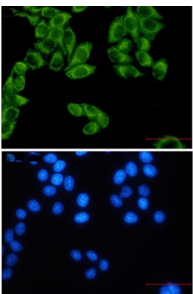
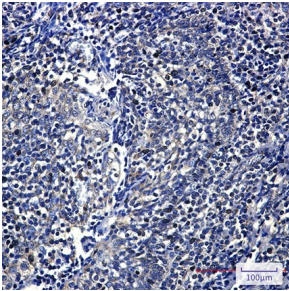
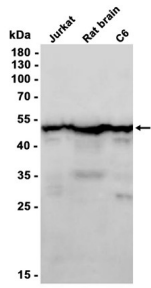
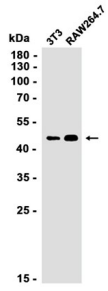
抗原信息	
------	--

靶点信息

研究背景	The protein encoded by this gene is an enzymatic component of the tricarboxylic acid (TCA) cycle, or Krebs cycle, and catalyzes the formation of L-malate from fumarate. It exists in both a cytosolic form and an N-terminal extended form, differing only in the translation start site used. The N-terminal extended form is targeted to the mitochondrion, where the removal of the extension generates the same form as in the cytoplasm. It is similar to some thermostable class II fumarases and functions as a homotetramer. Mutations in this gene can cause fumarase deficiency and lead to progressive encephalopathy.
基因ID	2271
基因名	FH

Swiss	P07954
别名	FH (YD15591)

产品验证



实验步骤

访问官网浏览详情: www.ablybio.cn