

— ABLYBIO, Help Your Research



AK3L1 (YD31451) Rabbit mAb

货号: **AYD12489**

产品信息

反应	Human
宿主	Rabbit
克隆性	Monoclonal
预测反应	
应用	WB IHC-P ICC/IF
推荐浓度	
理论分子量	25kDa
实测分子量	
形式	Liquid
保存条件	Store at -20°C. Avoid freeze / thaw cycles. Buffer: PBS with 0.75% BSA,50% glycerol,pH7.3.
偶联物	Unconjugated
阳性对照	HepG2,Raji,SW480,Mouse liver,Mouse kidney
细胞定位	Mitochondrion matrix
纯化	亲和纯化

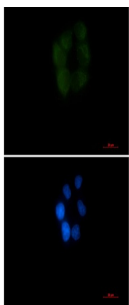
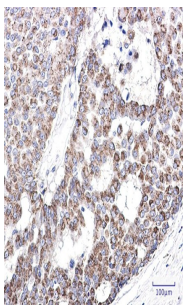
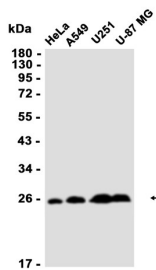
抗原信息

抗原信息	
------	--

靶点信息

研究背景	This gene encodes a member of the adenylate kinase family of enzymes. The encoded protein is localized to the mitochondrial matrix. Adenylate kinases regulate the adenine and guanine nucleotide compositions within a cell by catalyzing the reversible transfer of phosphate group among these nucleotides. Five isozymes of adenylate kinase have been identified in vertebrates. Expression of these isozymes is tissue-specific and developmentally regulated. A pseudogene for this gene has been located on chromosome 17. Three transcript variants encoding the same protein have been identified for this gene. Sequence alignment suggests that the gene defined by NM_013410, NM_203464, and NM_001005353 is located on chromosome 1.
基因ID	205
基因名	AK4
Swiss	P27144 (https://www.uniprot.org/uniprotkb/P27144/entry)
别名	AK3L1 (YD31451),AK3L1 (YD31451) Rabbit mAb,AK4,Adenylate kinase 3-like,GTP:AMP phosphotransferase AK4,AK3

产品验证



实验步骤

访问官网浏览详情: www.ablybio.cn (<https://www.ablybio.cn/www.ablybio.cn>)

