

— ABLYBIO, Help Your Research



# Extracellular matrix protein 1 (YD17048) Rabbit mAb

货号: **AYD12475**

## 产品信息

反应	Human,Rat
宿主	Rabbit
克隆性	Monoclonal
预测反应	
应用	WB IHC-P ICC/IF FC IP
推荐浓度	
理论分子量	61kDa
实测分子量	
形式	Liquid
保存条件	Store at -20°C. Avoid freeze / thaw cycles. Buffer: PBS with 0.75% BSA,50% glycerol,pH7.3.
偶联物	Unconjugated
阳性对照	HepG2,A-549
细胞定位	Secreted, extracellular space, extracellular matrix
纯化	亲和纯化


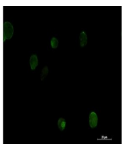
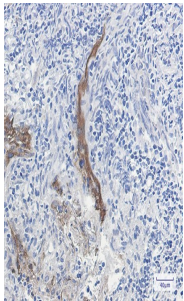

## 抗原信息

抗原信息	
------	--

## 靶点信息

研究背景	This gene encodes a soluble protein that is involved in endochondral bone formation, angiogenesis, and tumor biology. It also interacts with a variety of extracellular and structural proteins, contributing to the maintenance of skin integrity and homeostasis. Mutations in this gene are associated with lipoid proteinosis disorder (also known as hyalinosis cutis et mucosae or Urbach-Wiethe disease) that is characterized by generalized thickening of skin, mucosae and certain viscera. Alternatively spliced transcript variants encoding distinct isoforms have been described for this gene.
基因ID	1893
基因名	ECM1
Swiss	Q16610 ( <a href="https://www.uniprot.org/uniprotkb/Q16610/entry">https://www.uniprot.org/uniprotkb/Q16610/entry</a> )
别名	Extracellular matrix protein 1 (YD17048), Extracellular matrix protein 1 (YD17048) Rabbit mAb, ECM1, Secretory component p85

## 产品验证



## 实验步骤

访问官网浏览详情: [www.ablybio.cn](http://www.ablybio.cn) (<https://www.ablybio.cn/www.ablybio.cn>)