

— ABLYBIO, Help Your Research



SNAP29 (YD15024) Rabbit mAb

货号: **AYD12468**

产品信息

反应	Human,Mouse,Rat
宿主	Rabbit
克隆性	Monoclonal
预测反应	
应用	WB ICC/IF FC IP
推荐浓度	
理论分子量	29kDa
实测分子量	
形式	Liquid
保存条件	Store at -20°C. Avoid freeze / thaw cycles. Buffer: PBS with 0.75% BSA,50% glycerol,pH7.3.
偶联物	Unconjugated
阳性对照	HeLa,Rat brain
细胞定位	Cytoplasm, Golgi apparatus membrane, Cytoplasmic vesicle, autophagosome membrane, Cell projection, cilium membrane
纯化	亲和纯化

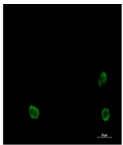

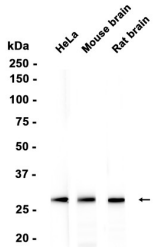
抗原信息

抗原信息	
------	--

靶点信息

研究背景	This gene, a member of the SNAP25 gene family, encodes a protein involved in multiple membrane trafficking steps. Two other members of this gene family, SNAP23 and SNAP25, encode proteins that bind a syntaxin protein and mediate synaptic vesicle membrane docking and fusion to the plasma membrane. The protein encoded by this gene binds tightly to multiple syntaxins and is localized to intracellular membrane structures rather than to the plasma membrane. While the protein is mostly membrane-bound, a significant fraction of it is found free in the cytoplasm. Use of multiple polyadenylation sites has been noted for this gene.
基因ID	9342
基因名	SNAP29
Swiss	O95721 (https://www.uniprot.org/uniprotkb/O95721/entry)
别名	SNAP29 (YD15024),SNAP29 (YD15024) Rabbit mAb,SNAP29,Soluble 29 kDa NSF attachment protein,Vesicle-membrane fusion protein SNAP-29

产品验证



实验步骤

访问官网浏览详情: www.ablybio.cn (<https://www.ablybio.cn/www.ablybio.cn>)