

— ABLYBIO, Help Your Research



MLKL (YD12141) Rabbit mAb

货号: **AYD12457**

产品信息

反应	Human
宿主	Rabbit
克隆性	Monoclonal
预测反应	
应用	WB IHC-P ICC/IF
推荐浓度	
理论分子量	54kDa
实测分子量	
形式	Liquid
保存条件	Store at -20°C. Avoid freeze / thaw cycles. Buffer: PBS with 0.75% BSA,50% glycerol,pH7.3.
偶联物	Unconjugated
阳性对照	NIH/3T3
细胞定位	Cytoplasm, Cell membrane, Nucleus
纯化	亲和纯化

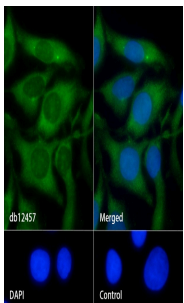
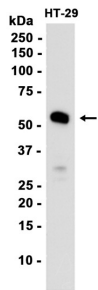
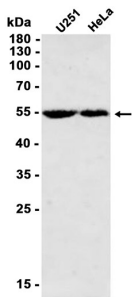
抗原信息

抗原信息	
------	--

靶点信息

研究背景	This gene belongs to the protein kinase superfamily. The encoded protein contains a protein kinase-like domain; however, is thought to be inactive because it lacks several residues required for activity. This protein plays a critical role in tumor necrosis factor (TNF)-induced necroptosis, a programmed cell death process, via interaction with receptor-interacting protein 3 (RIP3), which is a key signaling molecule in necroptosis pathway. Inhibitor studies and knockdown of this gene inhibited TNF-induced necrosis. High levels of this protein and RIP3 are associated with inflammatory bowel disease in children. Alternatively spliced transcript variants have been described for this gene. [provided by RefSeq, Sep 2015]
基因ID	197259
基因名	MLKL
Swiss	Q8NB16 (https://www.uniprot.org/uniprotkb/Q8NB16/entry)
别名	MLKL (YD12141),MLKL (YD12141) Rabbit mAb,MLKL

产品验证



实验步骤

访问官网浏览详情: www.ablybio.cn (<https://www.ablybio.cn/www.ablybio.cn>)