

Collagen VI (YD15754) Rabbit mAb

货号: **AYD12304**

产品信息

反应	Human,Mouse,Rat
宿主	Rabbit
克隆性	Monoclonal
预测反应	
应用	WB IHC-P ICC/IF
推荐浓度	
理论分子量	109kDa
实测分子量	
形式	Liquid
保存条件	Store at -20°C. Avoid freeze / thaw cycles. Buffer: PBS with 0.75% BSA,50% glycerol,pH7.3.
偶联物	Unconjugated
阳性对照	SKOV3,HepG2,HT-1080,Mouse heart,Mouse lung,Mouse pancreas
细胞定位	Secreted, extracellular space, extracellular matrix
纯化	

抗原信息

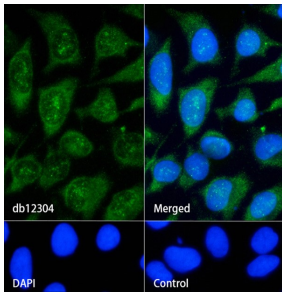


抗原信息	
------	--

靶点信息

研究背景	The collagens are a superfamily of proteins that play a role in maintaining the integrity of various tissues. Collagens are extracellular matrix proteins and have a triple-helical domain as their common structural element. Collagen VI is a major structural component of microfibrils. The basic structural unit of collagen VI is a heterotrimer of the alpha1(VI), alpha2(VI), and alpha3(VI) chains. The alpha2(VI) and alpha3(VI) chains are encoded by the COL6A2 and COL6A3 genes, respectively. The protein encoded by this gene is the alpha 1 subunit of type VI collagen (alpha1(VI) chain). Mutations in the genes that code for the collagen VI subunits result in the autosomal dominant disorder, Bethlem myopathy.
基因ID	1291
基因名	COL6A1

Swiss	P12109
别名	Collagen VI (YD15754)

产品验证



实验步骤

访问官网浏览详情: www.ablybio.cn