

— ABLYBIO, Help Your Research



PACSIN3 (YD16805) Rabbit mAb

货号: **AYD12282**

产品信息

反应	Human
宿主	Rabbit
克隆性	Monoclonal
预测反应	
应用	WB IHC-P ICC/IF FC IP
推荐浓度	
理论分子量	48kDa
实测分子量	
形式	Liquid
保存条件	Store at -20°C. Avoid freeze / thaw cycles. Buffer: PBS with 0.75% BSA,50% glycerol,pH7.3.
偶联物	Unconjugated
阳性对照	
细胞定位	Cytoplasm, Cell membrane
纯化	亲和纯化

抗原信息

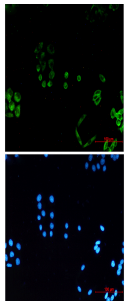
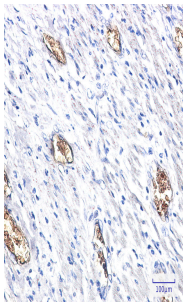
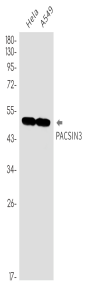
抗原信息	
------	--

靶点信息

研究背景	Plays a role in endocytosis and regulates internalization of plasma membrane proteins. Overexpression impairs internalization of SLC2A1/GLUT1 and TRPV4 and increases the levels of SLC2A1/GLUT1 and TRPV4 at the cell membrane. Inhibits the TRPV4 calcium channel activity (By similarity)
------	--

基因ID	29763
基因名	PACSIN3
Swiss	Q9UKS6 (https://www.uniprot.org/uniprotkb/Q9UKS6/entry)
别名	PACSIN3 (YD16805),PACSIN3 (YD16805) Rabbit mAb,PACSIN3,SH3 domain-containing protein 6511

产品验证



实验步骤

访问官网浏览详情: www.ablybio.cn (<https://www.ablybio.cn/www.ablybio.cn>)