

Cystatin B (YD32967) Rabbit mAb

货号: **AYD12221**

产品信息

反应	Human,Rat
宿主	Rabbit
克隆性	Monoclonal
预测反应	
应用	WB IHC-P
推荐浓度	
理论分子量	11kDa
实测分子量	
形式	Liquid
保存条件	Store at -20°C. Avoid freeze / thaw cycles. Buffer: PBS with 0.75% BSA,50% glycerol,pH7.3.
偶联物	Unconjugated
阳性对照	293T
细胞定位	Cytoplasm, Nucleus
纯化	

抗原信息

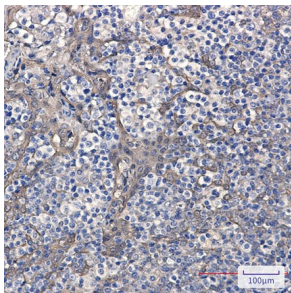


抗原信息	
------	--

靶点信息

研究背景	<p>The cystatin superfamily encompasses proteins that contain multiple cystatin-like sequences. Some of the members are active cysteine protease inhibitors, while others have lost or perhaps never acquired this inhibitory activity. There are three inhibitory families in the superfamily, including the type 1 cystatins (stefins), type 2 cystatins and kininogens. This gene encodes a stefin that functions as an intracellular thiol protease inhibitor. The protein is able to form a dimer stabilized by noncovalent forces, inhibiting papain and cathepsins I, h and b. The protein is thought to play a role in protecting against the proteases leaking from lysosomes. Evidence indicates that mutations in this gene are responsible for the primary defects in patients with progressive myoclonic epilepsy (EPM1). One type of mutation responsible for EPM1 is the expansion in the promoter region of this gene of a CCCC GCCCGCG repeat from 2-3 copies to 30-78 copies.</p>
基因ID	1476

基因名	CSTB
Swiss	P04080
别名	Cystatin B (YD32967)

产品验证



实验步骤

访问官网浏览详情: www.ablybio.cn