

eEF1A1 (YD32548) Rabbit mAb

货号: **AYD12187**

产品信息

反应	Human,Mouse,Rat
宿主	Rabbit
克隆性	Monoclonal
预测反应	
应用	WB IHC-P ICC/IF FC
推荐浓度	
理论分子量	50kDa
实测分子量	
形式	Liquid
保存条件	Store at -20°C. Avoid freeze / thaw cycles. Buffer: PBS with 0.75% BSA,50% glycerol,pH7.3.
偶联物	Unconjugated
阳性对照	293T,MCF7,HeLa,Jurkat,HepG2,Mouse liver,Rat liver
细胞定位	Cytoplasm, Nucleus, nucleolus, Cell membrane
纯化	

抗原信息

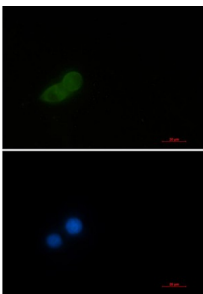
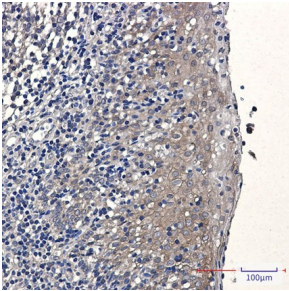
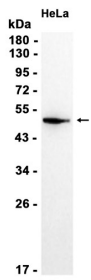
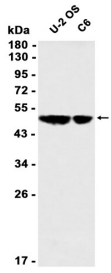
抗原信息	
------	--

靶点信息

研究背景	This gene encodes an isoform of the alpha subunit of the elongation factor-1 complex, which is responsible for the enzymatic delivery of aminoacyl tRNAs to the ribosome. This isoform (alpha 1) is expressed in brain, placenta, lung, liver, kidney, and pancreas, and the other isoform (alpha 2) is expressed in brain and skeletal muscle. This isoform is identified as an autoantigen in 66% of patients with Felty syndrome. This gene has been found to have multiple copies on many chromosomes, some of which, if not all, represent different pseudogenes.
基因ID	1915
基因名	EEF1A1

Swiss	P68104
别名	eEF1A1 (YD32548)

产品验证



实验步骤

访问官网浏览详情: www.ablybio.cn