

— ABLYBIO, Help Your Research



Annexin VI (YD11655) Rabbit mAb

货号: **AYD12166**

产品信息

反应	Human
宿主	Rabbit
克隆性	Monoclonal
预测反应	
应用	WB IHC-P ICC/IF FC IP
推荐浓度	
理论分子量	76kDa
实测分子量	
形式	Liquid
保存条件	Store at -20°C. Avoid freeze / thaw cycles. Buffer: PBS with 0.75% BSA,50% glycerol,pH7.3.
偶联物	Unconjugated
阳性对照	K-562,THP-1,MCF7,Mouse spleen,Mouse heart,Mouse liver,Mouse skeletal muscle,Mouse lung
细胞定位	Cytoplasm, Melanosome
纯化	亲和纯化

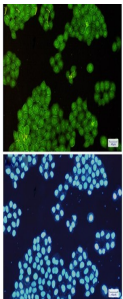
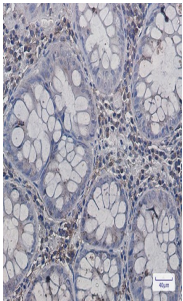
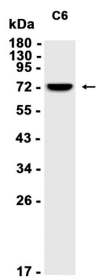
抗原信息

抗原信息	
------	--

靶点信息

研究背景	Annexin VI belongs to a family of calcium-dependent membrane and phospholipid binding proteins. Several members of the annexin family have been implicated in membrane-related events along exocytotic and endocytotic pathways. The annexin VI gene is approximately 60 kbp long and contains 26 exons. It encodes a protein of about 68 kDa that consists of eight 68-amino acid repeats separated by linking sequences of variable lengths. It is highly similar to human annexins I and II sequences, each of which contain four such repeats. Annexin VI has been implicated in mediating the endosome aggregation and vesicle fusion in secreting epithelia during exocytosis. Alternatively spliced transcript variants have been described.
基因ID	309
基因名	ANXA6
Swiss	P08133 (https://www.uniprot.org/uniprotkb/P08133/entry)
别名	Annexin VI (YD11655), Annexin VI (YD11655) Rabbit mAb, ANXA6, 67 kDa calelectrin, Annexin VI, Annexin-6, Calphobindin-II, Chromobindin-20, Lipocortin VI, Protein III, p68, p70, ANX6

产品验证



实验步骤

访问官网浏览详情: www.ablybio.cn (<https://www.ablybio.cn/www.ablybio.cn>)