

HIF1 beta (YD33628) Rabbit mAb

货号: **AYD12161**

产品信息

反应	Human,Mouse,Rat
宿主	Rabbit
克隆性	Monoclonal
预测反应	
应用	WB IHC-P FC
推荐浓度	
理论分子量	87kDa
实测分子量	
形式	Liquid
保存条件	Store at -20°C. Avoid freeze / thaw cycles. Buffer: PBS with 0.75% BSA,50% glycerol,pH7.3.
偶联物	Unconjugated
阳性对照	HL-60,Mouse lung
细胞定位	Nucleus
纯化	

抗原信息

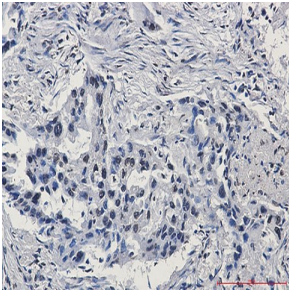
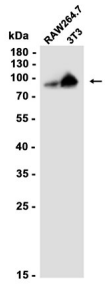
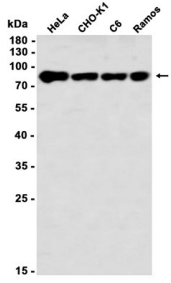
抗原信息	
------	--

靶点信息

研究背景	This gene encodes a protein containing a basic helix-loop-helix domain and two characteristic PAS domains along with a PAC domain. The encoded protein binds to ligand-bound aryl hydrocarbon receptor and aids in the movement of this complex to the nucleus, where it promotes the expression of genes involved in xenobiotic metabolism. This protein is also a co-factor for transcriptional regulation by hypoxia-inducible factor 1. Chromosomal translocation of this locus with the ETV6 (ets variant 6) gene on chromosome 12 have been described in leukemias. Alternative splicing results in multiple transcript variants.
基因ID	405
基因名	ARNT

Swiss	P27540
别名	HIF1 beta (YD33628)

产品验证



实验步骤

访问官网浏览详情: www.ablybio.cn