

— ABLYBIO, Help Your Research



Hsp27 (YD15090) Rabbit mAb

货号: **AYD12147**

产品信息

反应	Human,Rat
宿主	Rabbit
克隆性	Monoclonal
预测反应	
应用	WB ICC/IF FC
推荐浓度	
理论分子量	23kDa
实测分子量	
形式	Liquid
保存条件	Store at -20°C. Avoid freeze / thaw cycles. Buffer: PBS with 0.75% BSA,50% glycerol,pH7.3.
偶联物	Unconjugated
阳性对照	HeLa
细胞定位	Cytoplasm, Nucleus, cytoskeleton, spindle
纯化	亲和纯化

抗原信息

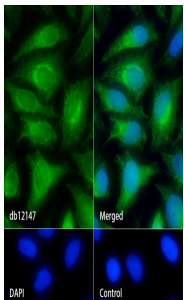
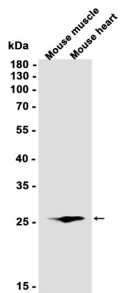


抗原信息	
------	--

靶点信息

研究背景	The protein encoded by this gene is induced by environmental stress and developmental changes. The encoded protein is involved in stress resistance and actin organization and translocates from the cytoplasm to the nucleus upon stress induction. Defects in this gene are a cause of Charcot-Marie-Tooth disease type 2F (CMT2F) and distal hereditary motor neuropathy (dHMN).
------	---

基因ID	3315
基因名	HSPB1
Swiss	P04792 (https://www.uniprot.org/uniprotkb/P04792/entry)
别名	Hsp27 (YD15090),Hsp27 (YD15090) Rabbit mAb,HSPB1,28 kDa heat shock protein,Estrogen-regulated 24 kDa protein,Heat shock 27 kDa protein,Heat shock protein family B member 1,Stress-responsive protein 27,HSP27,HSP28

产品验证



实验步骤

