

— ABLYBIO, Help Your Research



Cytochrome C (YD13732) Rabbit mAb

货号: **AYD12144**

产品信息

反应	Human,Mouse,Rat
宿主	Rabbit
克隆性	Monoclonal
预测反应	
应用	WB IHC-P ICC/IF IP
推荐浓度	
理论分子量	12kDa
实测分子量	
形式	Liquid
保存条件	Store at -20°C. Avoid freeze / thaw cycles. Buffer: PBS with 0.75% BSA,50% glycerol,pH7.3.
偶联物	Unconjugated
阳性对照	293T,SH-SY5Y,BT-474
细胞定位	Mitochondrion intermembrane space
纯化	亲和纯化

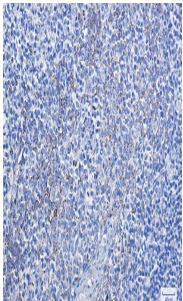


抗原信息

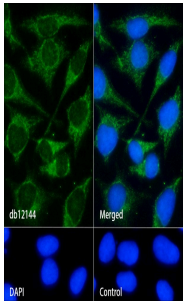
抗原信息	
------	--

靶点信息

研究背景	This gene encodes a small heme protein that functions as a central component of the electron transport chain in mitochondria. The encoded protein associates with the inner membrane of the mitochondrion where it accepts electrons from cytochrome b and transfers them to the cytochrome oxidase complex. This protein is also involved in initiation of apoptosis. Mutations in this gene are associated with autosomal dominant nonsyndromic thrombocytopenia. Numerous processed pseudogenes of this gene are found throughout the human genome.
基因ID	54205
基因名	CYCS
Swiss	P99999 (https://www.uniprot.org/uniprotkb/P99999/entry)
别名	Cytochrome C (YD13732),Cytochrome C (YD13732) Rabbit mAb,CYCS,CYC

产品验证





实验步骤

访问官网浏览详情: www.ablybio.cn (<https://www.ablybio.cn/>www.ablybio.cn)