

NOP10 (YD32624) Rabbit mAb

货号: **AYD12102**

产品信息

反应	Human,Mouse,Rat
宿主	Rabbit
克隆性	Monoclonal
预测反应	
应用	WB IHC-P
推荐浓度	
理论分子量	8kDa
实测分子量	
形式	Liquid
保存条件	Store at -20°C. Avoid freeze / thaw cycles. Buffer: PBS with 0.75% BSA,50% glycerol,pH7.3.
偶联物	Unconjugated
阳性对照	HeLa,293T,BxPC-3,Mouse liver,Mouse thymus
细胞定位	Nucleus, nucleolus, Cajal body
纯化	

抗原信息

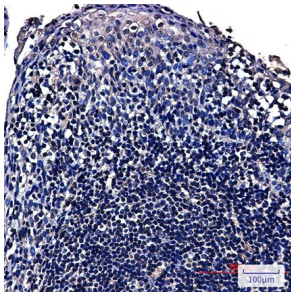


抗原信息	
------	--

靶点信息

研究背景	This gene is a member of the H/ACA snoRNPs (small nucleolar ribonucleoproteins) gene family. snoRNPs are involved in various aspects of rRNA processing and modification and have been classified into two families: C/D and H/ACA. The H/ACA snoRNPs also include the DKC1, NOLA1 and NOLA2 proteins. These four H/ACA snoRNP proteins localize to the dense fibrillar components of nucleoli and to coiled (Cajal) bodies in the nucleus. Both 18S rRNA production and rRNA pseudouridylation are impaired if any one of the four proteins is depleted. The four H/ACA snoRNP proteins are also components of the telomerase complex. This gene encodes a protein related to <i>Saccharomyces cerevisiae</i> Nop10p.
基因ID	55505
基因名	NOP10

Swiss	Q9NPE3
别名	NOP10 (YD32624)

产品验证



实验步骤

访问官网浏览详情: www.ablybio.cn