

— ABLYBIO, Help Your Research



# TDP43 (YD14392) Rabbit mAb

货号: **AYD12086**

## 产品信息

反应	Human,Mouse,Rat
宿主	Rabbit
克隆性	Monoclonal
预测反应	
应用	WB IHC-P ICC/IF FC
推荐浓度	
理论分子量	45kDa
实测分子量	
形式	Liquid
保存条件	Store at -20°C. Avoid freeze / thaw cycles. Buffer: PBS with 0.75% BSA,50% glycerol,pH7.3.
偶联物	Unconjugated
阳性对照	HeLa,Jurkat,SW620,HT-29,A-673,Es-2,Mouse spleen
细胞定位	Nucleus, Cytoplasm, Stress granule, Mitochondrion
纯化	亲和纯化

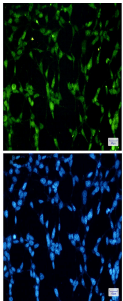
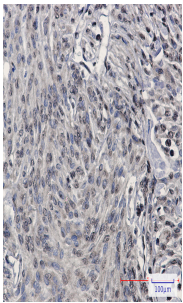
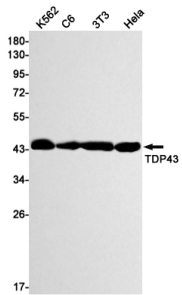
## 抗原信息

抗原信息	
------	--

## 靶点信息

研究背景	HIV-1, the causative agent of acquired immunodeficiency syndrome (AIDS), contains an RNA genome that produces a chromosomally integrated DNA during the replicative cycle. Activation of HIV-1 gene expression by the transactivator Tat is dependent on an RNA regulatory element (TAR) located downstream of the transcription initiation site. The protein encoded by this gene is a transcriptional repressor that binds to chromosomally integrated TAR DNA and represses HIV-1 transcription. In addition, this protein regulates alternative splicing of the CFTR gene. A similar pseudogene is present on chromosome 20.
基因ID	23435
基因名	TARDBP
Swiss	Q13148 ( <a href="https://www.uniprot.org/uniprotkb/Q13148/entry">https://www.uniprot.org/uniprotkb/Q13148/entry</a> )
别名	TDP43 (YD14392),TDP43 (YD14392) Rabbit mAb,TARDBP,TDP43

## 产品验证



## 实验步骤

访问官网浏览详情: [www.ablybio.cn](http://www.ablybio.cn) (<https://www.ablybio.cn/www.ablybio.cn>)