

Caspase-3 (YD13170) Rabbit mAb

货号: **AYD12058**

产品信息

反应	Human
宿主	Rabbit
克隆性	Monoclonal
预测反应	
应用	WB IHC ICC/IF FC IP
推荐浓度	
理论分子量	32kDa
实测分子量	
形式	Liquid
保存条件	Store at -20°C. Avoid freeze / thaw cycles. Buffer: PBS with 0.75% BSA,50% glycerol,pH7.3.
偶联物	Unconjugated
阳性对照	Jurkat,Mouse lung,Rat liver
细胞定位	Cytoplasm
纯化	

抗原信息

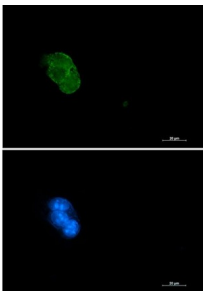
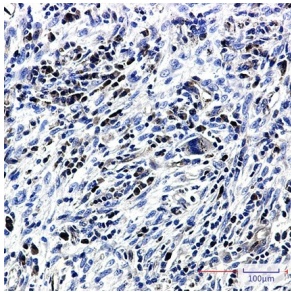
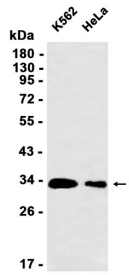
抗原信息	
------	--

靶点信息

研究背景	<p>This gene encodes a protein which is a member of the cysteine-aspartic acid protease (caspase) family. Sequential activation of caspases plays a central role in the execution-phase of cell apoptosis. Caspases exist as inactive proenzymes which undergo proteolytic processing at conserved aspartic residues to produce two subunits, large and small, that dimerize to form the active enzyme. This protein cleaves and activates caspases 6, 7 and 9, and the protein itself is processed by caspases 8, 9 and 10. It is the predominant caspase involved in the cleavage of amyloid-beta 4A precursor protein, which is associated with neuronal death in Alzheimer's disease. Alternative splicing of this gene results in two transcript variants that encode the same protein.</p>
基因ID	836

基因名	CASP3
Swiss	P42574
别名	Caspase-3 (YD13170)

产品验证



实验步骤

访问官网浏览详情: www.ablybio.cn