

Cyclooxygenase 1 (YD13562) Rabbit mAb

货号: **AYD12040**

产品信息

反应	Human,Mouse,Rat
宿主	Rabbit
克隆性	Monoclonal
预测反应	
应用	WB IHC-P ICC/IF FC IP
推荐浓度	
理论分子量	69kDa
实测分子量	
形式	Liquid
保存条件	Store at -20°C. Avoid freeze / thaw cycles. Buffer: PBS with 0.75% BSA,50% glycerol,pH7.3.
偶联物	Unconjugated
阳性对照	HL-60,A-549,HT-29,THP-1,Mouse lung,Mouse liver,Mouse kidney,Rat brain
细胞定位	Microsome membrane, Endoplasmic reticulum membrane
纯化	

抗原信息

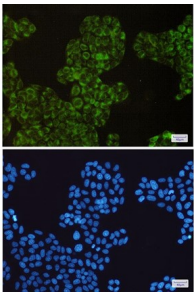
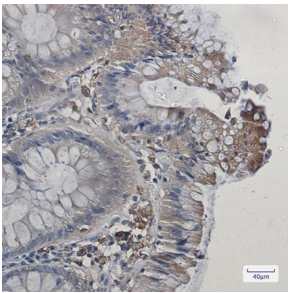

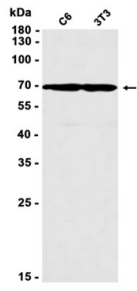
抗原信息	
------	--

靶点信息

研究背景	This is one of two genes encoding similar enzymes that catalyze the conversion of arachinodate to prosta glandin. The encoded protein regulates angiogenesis in endothelial cells, and is inhibited by nonsteroidal anti-inflammatory drugs such as aspirin. Based on its ability to function as both a cyclooxygenase and as a peroxidase, the encoded protein has been identified as a moonlighting protein. The protein may promot e cell proliferation during tumor progression. Alternative splicing results in multiple transcript variants.
基因ID	5742
基因名	PTGS1
Swiss	P23219

别名	Cyclooxygenase 1 (YD13562)
----	----------------------------

产品验证



实验步骤

访问官网浏览详情: www.ablybio.cn