

— ABLYBIO, Help Your Research



Rad51 (YD18573) Rabbit mAb

货号: **AYD12015**

产品信息

反应	Human,Mouse,Rat
宿主	Rabbit
克隆性	Monoclonal
预测反应	
应用	WB IHC-P ICC/IF FC IP
推荐浓度	
理论分子量	37kDa
实测分子量	
形式	Liquid
保存条件	Store at -20°C. Avoid freeze / thaw cycles. Buffer: PBS with 0.75% BSA,50% glycerol,pH7.3.
偶联物	Unconjugated
阳性对照	HeLa,293T,C6
细胞定位	Nucleus, Cytoplasm, perinuclear region, Mitochondrion matrix, Chromosome, cytoskeleton, microtubule organizing center, centrosome
纯化	亲和纯化


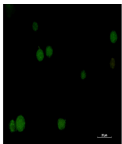
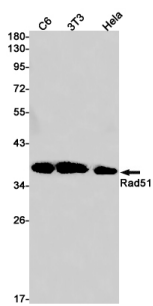
抗原信息

抗原信息	
------	--

靶点信息

研究背景	The protein encoded by this gene is a member of the RAD51 protein family. RAD51 family members are highly similar to bacterial RecA and <i>Saccharomyces cerevisiae</i> Rad51, and are known to be involved in the homologous recombination and repair of DNA. This protein can interact with the ssDNA-binding protein RPA and RAD52, and it is thought to play roles in homologous pairing and strand transfer of DNA. This protein is also found to interact with BRCA1 and BRCA2, which may be important for the cellular response to DNA damage. BRCA2 is shown to regulate both the intracellular localization and DNA-binding ability of this protein. Loss of these controls following BRCA2 inactivation may be a key event leading to genomic instability and tumorigenesis. Multiple transcript variants encoding different isoforms have been found for this gene.
基因ID	5888
基因名	RAD51
Swiss	Q06609 (https://www.uniprot.org/uniprotkb/Q06609/entry)
别名	Rad51 (YD18573),Rad51 (YD18573) Rabbit mAb,RAD51,RAD51 homolog A,RAD51A,RECA

产品验证



实验步骤

访问官网浏览详情: www.ablybio.cn (<https://www.ablybio.cn/www.ablybio.cn>)