

— ABLYBIO, Help Your Research



# MSH6 (YD11978) Rabbit mAb

货号: **AYD11969**

## 产品信息

反应	Human,Mouse,Rat
宿主	Rabbit
克隆性	Monoclonal
预测反应	
应用	WB IHC-P ICC/IF
推荐浓度	
理论分子量	153kDa
实测分子量	
形式	Liquid
保存条件	Store at -20°C. Avoid freeze / thaw cycles. Buffer: PBS with 0.75% BSA,50% glycerol,pH7.3.
偶联物	Unconjugated
阳性对照	HeLa,A-549,MCF7,Mouse thymus
细胞定位	Nucleus, Chromosome
纯化	亲和纯化

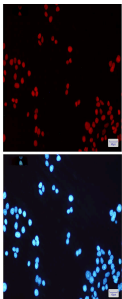
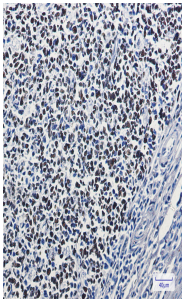

## 抗原信息

抗原信息	
------	--

## 靶点信息

研究背景	This gene encodes a member of the DNA mismatch repair MutS family. In <i>E. coli</i> , the MutS protein helps in the recognition of mismatched nucleotides prior to their repair. A highly conserved region of approximately 150 aa, called the Walker-A adenine nucleotide binding motif, exists in MutS homologs. The encoded protein heterodimerizes with MSH2 to form a mismatch recognition complex that functions as a bidirectional molecular switch that exchanges ADP and ATP as DNA mismatches are bound and dissociated. Mutations in this gene may be associated with hereditary nonpolyposis colon cancer, colorectal cancer, and endometrial cancer. Transcripts variants encoding different isoforms have been described.
基因ID	2956
基因名	MSH6
Swiss	P52701 ( <a href="https://www.uniprot.org/uniprotkb/P52701/entry">https://www.uniprot.org/uniprotkb/P52701/entry</a> )
别名	MSH6 (YD11978),MSH6 (YD11978) Rabbit mAb,MSH6,G/T mismatch-binding protein,MutS protein homolog 6,MutS-alpha 160 kDa subunit,GTBP

## 产品验证



## 实验步骤

访问官网浏览详情: [www.ablybio.cn](http://www.ablybio.cn) (<https://www.ablybio.cn/www.ablybio.cn>)