

— ABLYBIO, Help Your Research



ERK2 (YD13303) Rabbit mAb

货号: **AYD11918**

产品信息

反应	Human, Mouse, Rat
宿主	Rabbit
克隆性	Monoclonal
预测反应	
应用	WB IHC ICC/IF FC
推荐浓度	
理论分子量	41kDa
实测分子量	
形式	Liquid
保存条件	Store at -20°C. Avoid freeze / thaw cycles. Buffer: PBS with 0.75% BSA,50% glycerol,pH7.3.
偶联物	Unconjugated
阳性对照	HeLa,A-549,NIH/3T3,C6,Mouse brain,Mouse thymus,Rat brain
细胞定位	Cytoplasm, cytoskeleton, spindle, Nucleus, microtubule organizing center, centrosome, Membrane, caveola, Cell junction, focal adhesion
纯化	亲和纯化

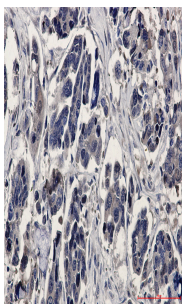
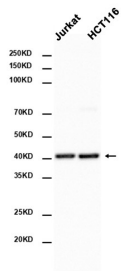
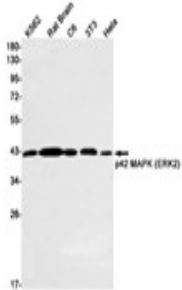
抗原信息


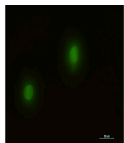
抗原信息	
------	--

靶点信息

研究背景	This gene encodes a member of the MAP kinase family. MAP kinases, also known as extracellular signal-regulated kinases (ERKs), act as an integration point for multiple biochemical signals, and are involved in a wide variety of cellular processes such as proliferation, differentiation, transcription regulation and development. The activation of this kinase requires its phosphorylation by upstream kinases. Upon activation, this kinase translocates to the nucleus of the stimulated cells, where it phosphorylates nuclear targets. One study also suggests that this protein acts as a transcriptional repressor independent of its kinase activity. The encoded protein has been identified as a moonlighting protein based on its ability to perform mechanistically distinct functions. Two alternatively spliced transcript variants encoding the same protein, but differing in the UTRs, have been reported for this gene.
基因ID	5594
基因名	MAPK1
Swiss	P28482 (https://www.uniprot.org/uniprotkb/P28482/entry)
别名	ERK2 (YD13303),ERK2 (YD13303) Rabbit mAb,MAPK1,ERT1,Extracellular signal-regulated kinase 2,MAP kinase isoform p42,Mitogen-activated protein kinase 2,ERK2,PRKM1,PRKM2

产品验证





实验步骤

访问官网浏览详情: www.ablybio.cn (<https://www.ablybio.cn/>www.ablybio.cn)