

— ABLYBIO, Help Your Research



HDAC2 (YD14124) Rabbit mAb

货号: **AYD11911**

产品信息

反应	Human,Mouse,Rat
宿主	Rabbit
克隆性	Monoclonal
预测反应	
应用	WB IHC-P ICC/IF FC IP
推荐浓度	
理论分子量	55kDa
实测分子量	
形式	Liquid
保存条件	Store at -20°C. Avoid freeze / thaw cycles. Buffer: PBS with 0.75% BSA,50% glycerol,pH7.3.
偶联物	Unconjugated
阳性对照	K-562,NIH/3T3,COS-1,COS-7,HeLa,Jurkat,SH-SY5Y
细胞定位	Nucleus, Cytoplasm
纯化	亲和纯化

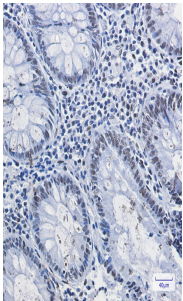
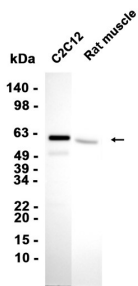
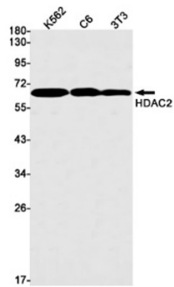
抗原信息

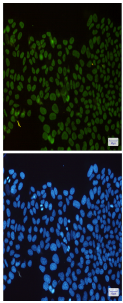
抗原信息	
------	--

靶点信息

研究背景	This gene product belongs to the histone deacetylase family. Histone deacetylases act via the formation of large multiprotein complexes, and are responsible for the deacetylation of lysine residues at the N-terminal regions of core histones (H2A, H2B, H3 and H4). This protein forms transcriptional repressor complexes by associating with many different proteins, including YY1, a mammalian zinc-finger transcription factor. Thus, it plays an important role in transcriptional regulation, cell cycle progression and developmental events. Alternative splicing results in multiple transcript variants.
基因ID	3066
基因名	HDAC2
Swiss	Q92769 (https://www.uniprot.org/uniprotkb/Q92769/entry)
别名	HDAC2 (YD14124),HDAC2 (YD14124) Rabbit mAb,HDAC2,Protein deacylase HDAC2

产品验证





实验步骤

访问官网浏览详情: www.ablybio.cn (<https://www.ablybio.cn/>www.ablybio.cn)