

— ABLYBIO, Help Your Research



ATG7 (YD11419) Rabbit mAb

货号: **AYD11900**

产品信息

反应	Human,Mouse,Rat
宿主	Rabbit
克隆性	Monoclonal
预测反应	
应用	WB ICC/IF
推荐浓度	
理论分子量	78kDa
实测分子量	
形式	Liquid
保存条件	Store at -20°C. Avoid freeze / thaw cycles. Buffer: PBS with 0.75% BSA,50% glycerol,pH7.3.
偶联物	Unconjugated
阳性对照	Jurkat,Rat testis
细胞定位	Cytoplasm, Preautophagosomal structure
纯化	亲和纯化

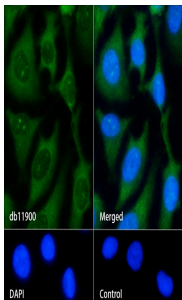
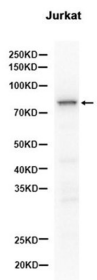
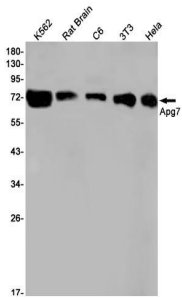
抗原信息

抗原信息	
------	--

靶点信息

研究背景	This gene encodes an E1-like activating enzyme that is essential for autophagy and cytoplasmic to vacuole transport. The encoded protein is also thought to modulate p53-dependent cell cycle pathways during prolonged metabolic stress. It has been associated with multiple functions, including axon membrane trafficking, axonal homeostasis, mitophagy, adipose differentiation, and hematopoietic stem cell maintenance. Alternative splicing results in multiple transcript variants.
基因ID	10533
基因名	ATG7
Swiss	O95352 (https://www.uniprot.org/uniprotkb/O95352/entry)
别名	ATG7 (YD11419),ATG7 (YD11419) Rabbit mAb,ATG7,ATG12-activating enzyme E1 ATG7,Autophagy-related protein 7,Ubiquitin-activating enzyme E1-like protein,APG7L

产品验证



实验步骤

访问官网浏览详情: www.ablybio.cn (<https://www.ablybio.cn/www.ablybio.cn>)