

Cyclin A2 (YD11202) Rabbit mAb

货号: **AYD11895**

产品信息

反应	Human
宿主	Rabbit
克隆性	Monoclonal
预测反应	
应用	WB IHC-P ICC/IF IP
推荐浓度	
理论分子量	49kDa
实测分子量	
形式	Liquid
保存条件	Store at -20°C. Avoid freeze / thaw cycles. Buffer: PBS with 0.75% BSA,50% glycerol,pH7.3.
偶联物	Unconjugated
阳性对照	U-87MG,HeLa,HL-60,MCF7,Mouse spleen,Rat thymus
细胞定位	Nucleus, Cytoplasm
纯化	

抗原信息

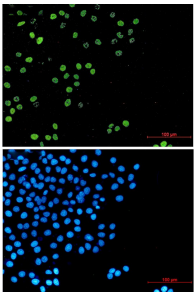
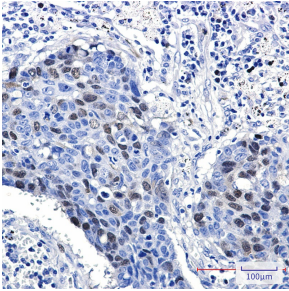
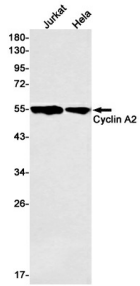
抗原信息	
------	--

靶点信息

研究背景	The protein encoded by this gene belongs to the highly conserved cyclin family, whose members are characterized by a dramatic periodicity in protein abundance through the cell cycle. Cyclins function as regulators of CDK kinases. Different cyclins exhibit distinct expression and degradation patterns which contribute to the temporal coordination of each mitotic event. In contrast to cyclin A1, which is present only in germ cells, this cyclin is expressed in all tissues tested. This cyclin binds and activates CDC2 or CDK2 kinases, and thus promotes both cell cycle G1/S and G2/M transitions.
基因ID	890
基因名	CCNA2

Swiss	P20248
别名	Cyclin A2 (YD11202)

产品验证



实验步骤

访问官网浏览详情: www.ablybio.cn