

— ABLYBIO, Help Your Research



Superoxide Dismutase 1 (YD32028) Rabbit mAb

货号: **AYD11876**

产品信息

反应	Human,Mouse,Rat
宿主	Rabbit
克隆性	Monoclonal
预测反应	
应用	WB IHC-P ICC/IF FC
推荐浓度	
理论分子量	16kDa
实测分子量	
形式	Liquid
保存条件	Store at -20°C. Avoid freeze / thaw cycles. Buffer: PBS with 0.75% BSA,50% glycerol,pH7.3.
偶联物	Unconjugated
阳性对照	HeLa,293T,MCF7,Mouse liver,Mouse brain,Rat lung,Rat liver,Rat brain
细胞定位	Cytoplasm, Nucleus
纯化	亲和纯化

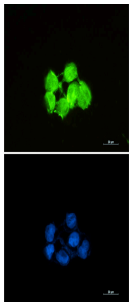
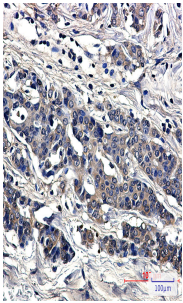

抗原信息

抗原信息	
------	--

靶点信息

研究背景	The protein encoded by this gene binds copper and zinc ions and is one of two isozymes responsible for destroying free superoxide radicals in the body. The encoded isozyme is a soluble cytoplasmic protein, acting as a homodimer to convert naturally-occurring but harmful superoxide radicals to molecular oxygen and hydrogen peroxide. The other isozyme is a mitochondrial protein. Mutations in this gene have been implicated as causes of familial amyotrophic lateral sclerosis. Rare transcript variants have been reported for this gene.
基因ID	6647
基因名	SOD1
Swiss	P00441 (https://www.uniprot.org/uniprotkb/P00441/entry)
别名	Superoxide Dismutase 1 (YD32028),Superoxide Dismutase 1 (YD32028) Rabbit mAb,SOD1,Hydrogen sulfide oxidase,Superoxide dismutase 1

产品验证



实验步骤

访问官网浏览详情: www.ablybio.cn (<https://www.ablybio.cn/www.ablybio.cn>)