

— ABLYBIO, Help Your Research



# STIP1 (YD16230) Rabbit mAb

货号: **AYD11875**

## 产品信息

反应	Human,Mouse,Rat
宿主	Rabbit
克隆性	Monoclonal
预测反应	
应用	WB IHC-P FC
推荐浓度	
理论分子量	63kDa
实测分子量	
形式	Liquid
保存条件	Store at -20°C. Avoid freeze / thaw cycles. Buffer: PBS with 0.75% BSA,50% glycerol,pH7.3.
偶联物	Unconjugated
阳性对照	HeLa,COS-7,COS-1,OVCAR3,Mouse brain
细胞定位	Cytoplasm, Nucleus, Dynein axonemal particle
纯化	亲和纯化

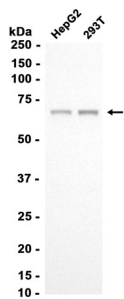

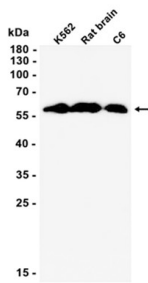
## 抗原信息

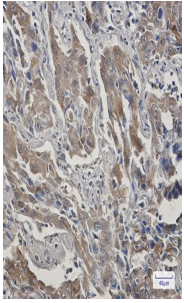
抗原信息	
------	--

## 靶点信息

研究背景	STIP1 is an adaptor protein that coordinates the functions of HSP70 (see HSPA1A; MIM 140550) and HSP90 (see HSP90AA1; MIM 140571) in protein folding. It is thought to assist in the transfer of proteins from HSP70 to HSP90 by binding both HSP90 and substrate-bound HSP70. STIP1 also stimulates the ATPase activity of HSP70 and inhibits the ATPase activity of HSP90, suggesting that it regulates both the conformations and ATPase cycles of these chaperones (Song and Masison, 2005 [PubMed 16100115]).[supplied by O MIM, Jul 2009]
基因ID	10963
基因名	STIP1
Swiss	P31948 ( <a href="https://www.uniprot.org/uniprotkb/P31948/entry">https://www.uniprot.org/uniprotkb/P31948/entry</a> )
别名	STIP1 (YD16230),STIP1 (YD16230) Rabbit mAb,STIP1,Hsc70/Hsp90-organizing protein,Renal carcinoma antigen NY-REN-11,Transformation-sensitive protein IEF SSP 3521

## 产品验证





### 实验步骤

访问官网浏览详情: [www.ablybio.cn](http://www.ablybio.cn) (<https://www.ablybio.cn/www.ablybio.cn>)