

CDK2 (YD11410) Rabbit mAb

货号: **AYD11867**

产品信息

反应	Human,Mouse,Rat
宿主	Rabbit
克隆性	Monoclonal
预测反应	
应用	WB IHC-P ICC/IF FC IP
推荐浓度	
理论分子量	34kDa
实测分子量	
形式	Liquid
保存条件	Store at -20°C. Avoid freeze / thaw cycles. Buffer: PBS with 0.75% BSA,50% glycerol,pH7.3.
偶联物	Unconjugated
阳性对照	293T,HeLa
细胞定位	Cytoplasm, cytoskeleton, microtubule organizing center, centrosome, Nucleus, Cajal body, Endosome
纯化	

抗原信息

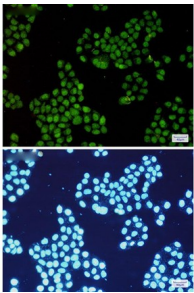
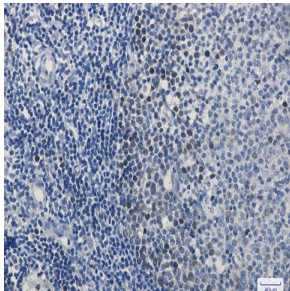
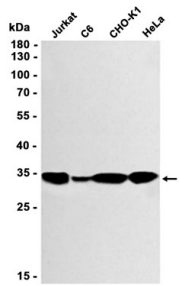
抗原信息	
------	--

靶点信息

研究背景	This gene encodes a member of a family of serine/threonine protein kinases that participate in cell cycle regulation. The encoded protein is the catalytic subunit of the cyclin-dependent protein kinase complex, which regulates progression through the cell cycle. Activity of this protein is especially critical during the G1 to S phase transition. This protein associates with and regulated by other subunits of the complex including cyclin A or E, CDK inhibitor p21Cip1 (CDKN1A), and p27Kip1 (CDKN1B). Alternative splicing results in multiple transcript variants.
基因ID	1017
基因名	CDK2

Swiss	P24941
别名	CDK2 (YD11410)

产品验证



实验步骤

访问官网浏览详情: www.ablybio.cn