

— ABLYBIO, Help Your Research



RAS (YD33433) Rabbit mAb

货号: **AYD11783**

产品信息

反应	Human,Mouse,Rat
宿主	Rabbit
克隆性	Monoclonal
预测反应	
应用	WB ICC/IF FC IP
推荐浓度	
理论分子量	21kDa/21kDa/22kDa
实测分子量	
形式	Liquid
保存条件	Store at -20°C. Avoid freeze / thaw cycles. Buffer: PBS with 0.75% BSA,50% glycerol,pH7.3.
偶联物	Unconjugated
阳性对照	HT-29,293T,MCF7,NIH/3T3,C6,Mouse lung,Mouse brain,Rat brain
细胞定位	Cell membrane, Golgi apparatus membrane, Golgi apparatus, Nucleus, Cytoplasm, perinuclear region, Endomembrane system, cytosol
纯化	亲和纯化

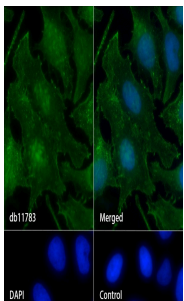


抗原信息

抗原信息	
------	--

靶点信息

研究背景	This gene, a Kirsten ras oncogene homolog from the mammalian ras gene family, encodes a protein that is a member of the small GTPase superfamily. A single amino acid substitution is responsible for an activating mutation. The transforming protein that results is implicated in various malignancies, including lung adenocarcinoma, mucinous adenoma, ductal carcinoma of the pancreas and colorectal carcinoma. Alternative splicing leads to variants encoding two isoforms that differ in the C-terminal region. [provided by RefSeq, Jul 2008]
基因ID	4893, 3265, 3845
基因名	NRAS, HRAS, KRAS
Swiss	P01111 (https://www.uniprot.org/uniprotkb/P01111/entry), P01112 (https://www.uniprot.org/uniprotkb/P01112/entry), P01116 (https://www.uniprot.org/uniprotkb/P01116/entry)
别名	RAS (YD33433),RAS (YD33433) Rabbit mAb,NRAS,HRAS,KRAS,Transforming protein N-Ras,H-Ras-1,Ha-Ras,Transforming protein p21,c-H-ras,p21ras,K-Ras 2,Ki-Ras,c-K-ras,c-Ki-ras,HRAS1,KRAS2,RASK2

产品验证



实验步骤

访问官网浏览详情: www.ablybio.cn (<https://www.ablybio.cn/www.ablybio.cn>)