

— ABLYBIO, Help Your Research



N WASP (YD14885) Rabbit mAb

货号: **AYD11754**

产品信息

反应	Human,Mouse
宿主	Rabbit
克隆性	Monoclonal
预测反应	
应用	WB IHC-P ICC/IF FC
推荐浓度	
理论分子量	55kDa
实测分子量	
形式	Liquid
保存条件	Store at -20°C. Avoid freeze / thaw cycles. Buffer: PBS with 0.75% BSA,50% glycerol,pH7.3.
偶联物	Unconjugated
阳性对照	HeLa,U-87MG,A-549,Mouse brain,Mouse lung,Rat brain
细胞定位	Cytoplasm, cytoskeleton, Nucleus
纯化	亲和纯化

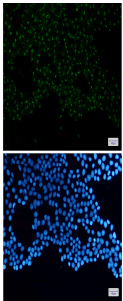
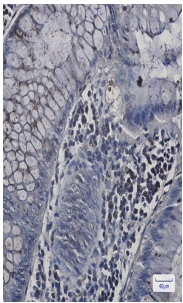
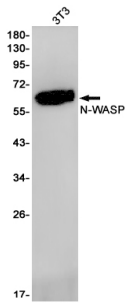
抗原信息

抗原信息	
------	--

靶点信息

研究背景	This gene encodes a member of the Wiskott-Aldrich syndrome (WAS) protein family. Wiskott-Aldrich syndrome proteins share similar domain structure, and associate with a variety of signaling molecules to alter the actin cytoskeleton. The encoded protein is highly expressed in neural tissues, and interacts with several proteins involved in cytoskeletal organization, including cell division control protein 42 (CDC42) and the actin-related protein-2/3 (ARP2/3) complex. The encoded protein may be involved in the formation of long actin microspikes, and in neurite extension.
基因ID	8976
基因名	WASL
Swiss	O00401 (https://www.uniprot.org/uniprotkb/O00401/entry)
别名	N WASP (YD14885),N WASP (YD14885) Rabbit mAb,WASL,Neural Wiskott-Aldrich syndrome protein

产品验证



实验步骤

访问官网浏览详情: www.ablybio.cn (<https://www.ablybio.cn/www.ablybio.cn>)