

— ABLYBIO, Help Your Research



PTP1B (YD15151) Rabbit mAb

货号: **AYD11740**

产品信息

反应	Human
宿主	Rabbit
克隆性	Monoclonal
预测反应	
应用	WB IHC-P ICC/IF FC
推荐浓度	
理论分子量	50kDa
实测分子量	
形式	Liquid
保存条件	Store at -20°C. Avoid freeze / thaw cycles. Buffer: PBS with 0.75% BSA,50% glycerol,pH7.3.
偶联物	Unconjugated
阳性对照	BT-474,SKOV3,U-251MG,Mouse brain,Rat brain
细胞定位	Endoplasmic reticulum membrane
纯化	亲和纯化

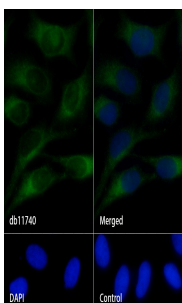
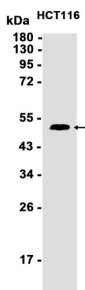
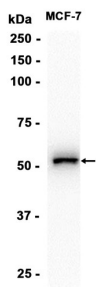
抗原信息

抗原信息	
------	--

靶点信息

研究背景	The protein encoded by this gene is the founding member of the protein tyrosine phosphatase (PTP) family, which was isolated and identified based on its enzymatic activity and amino acid sequence. PTPs catalyze the hydrolysis of the phosphate monoesters specifically on tyrosine residues. Members of the PTP family share a highly conserved catalytic motif, which is essential for the catalytic activity. PTPs are known to be signaling molecules that regulate a variety of cellular processes including cell growth, differentiation, mitotic cycle, and oncogenic transformation. This PTP has been shown to act as a negative regulator of insulin signaling by dephosphorylating the phosphotyrosine residues of insulin receptor kinase. This PTP was also reported to dephosphorylate epidermal growth factor receptor kinase, as well as JAK2 and TYK2 kinases, which implicated the role of this PTP in cell growth control, and cell response to interferon stimulation. Two transcript variants encoding different isoforms have been found for this gene.
基因ID	5770
基因名	PTPN1
Swiss	P18031 (https://www.uniprot.org/uniprotkb/P18031/entry)
别名	PTP1B (YD15151),PTP1B (YD15151) Rabbit mAb,PTPN1,Protein-tyrosine phosphatase 1B,PTP1B

产品验证



实验步骤

