

— ABLYBIO, Help Your Research



CCT2 (YD34301) Rabbit mAb

货号: **AYD11648**

产品信息

反应	Human,Mouse,Rat
宿主	Rabbit
克隆性	Monoclonal
预测反应	
应用	WB IHC-P ICC/IF FC IP
推荐浓度	
理论分子量	57kDa
实测分子量	
形式	Liquid
保存条件	Store at -20°C. Avoid freeze / thaw cycles. Buffer: PBS with 0.75% BSA,50% glycerol,pH7.3.
偶联物	Unconjugated
阳性对照	MCF7,SKOV3,A-549,HT-29,Mouse spleen,Mouse ovary,Mouse heart
细胞定位	Cytoplasm
纯化	亲和纯化

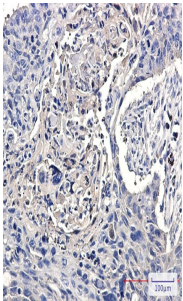
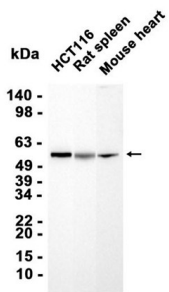
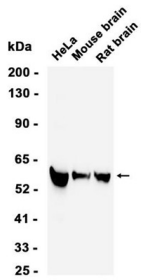
抗原信息

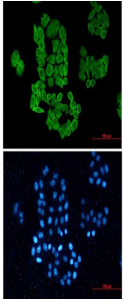
抗原信息	
------	--

靶点信息

研究背景	The protein encoded by this gene is a molecular chaperone that is a member of the chaperonin containing TCP1 complex (CCT), also known as the TCP1 ring complex (TRiC). This complex consists of two identical stacked rings, each containing eight different proteins. Unfolded polypeptides enter the central cavity of the complex and are folded in an ATP-dependent manner. The complex folds various proteins, including actin and tubulin. Two transcript variants encoding different isoforms have been found for this gene.
基因ID	10576
基因名	CCT2
Swiss	P78371 (https://www.uniprot.org/uniprotkb/P78371/entry)
别名	CCT2 (YD34301), CCT2 (YD34301) Rabbit mAb, CCT2, CCT-beta, Chaperonin containing T-complex polypeptide 1 subunit 2, 99D8.1, CCTB

产品验证





实验步骤

访问官网浏览详情: www.ablybio.cn (<https://www.ablybio.cn/>www.ablybio.cn)