

GST3 (YD14472) Rabbit mAb

货号: **AYD11629**

产品信息

反应	Human,Mouse,Rat
宿主	Rabbit
克隆性	Monoclonal
预测反应	
应用	WB IHC-P ICC/IF FC
推荐浓度	
理论分子量	23kDa
实测分子量	
形式	Liquid
保存条件	Store at -20°C. Avoid freeze / thaw cycles. Buffer: PBS with 0.75% BSA,50% glycerol,pH7.3.
偶联物	Unconjugated
阳性对照	SW620,HL-60,HT-29,293T,U-251MG,Mouse kidney
细胞定位	Cytoplasm, Mitochondrion, Nucleus
纯化	

抗原信息

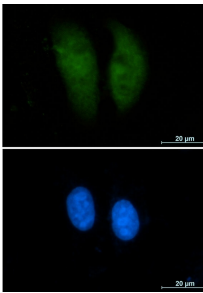
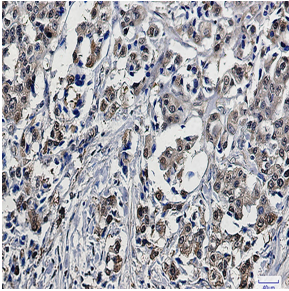
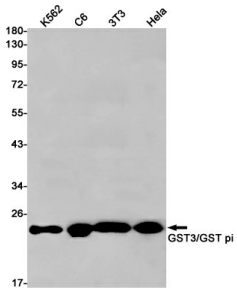
抗原信息	
------	--

靶点信息

研究背景	Glutathione S-transferases (GSTs) are a family of enzymes that play an important role in detoxification by catalyzing the conjugation of many hydrophobic and electrophilic compounds with reduced glutathione. Based on their biochemical, immunologic, and structural properties, the soluble GSTs are categorized into 4 main classes: alpha, mu, pi, and theta. This GST family member is a polymorphic gene encoding active, functionally different GSTP1 variant proteins that are thought to function in xenobiotic metabolism and play a role in susceptibility to cancer, and other diseases.
基因ID	2950
基因名	GSTP1

Swiss	P09211
别名	GST3 (YD14472)

产品验证



实验步骤

访问官网浏览详情: www.ablybio.cn