

Rab7 (YD14373) Rabbit mAb

货号: **AYD11619**

产品信息

反应	Human,Mouse,Rat
宿主	Rabbit
克隆性	Monoclonal
预测反应	
应用	WB IHC-P ICC/IF FC
推荐浓度	
理论分子量	23kDa
实测分子量	
形式	Liquid
保存条件	Store at -20°C. Avoid freeze / thaw cycles. Buffer: PBS with 0.75% BSA,50% glycerol,pH7.3.
偶联物	Unconjugated
阳性对照	HeLa,Neuro-2a,C2C12,Mouse brain,PC-12,Rat brain
细胞定位	Cytoplasmic vesicle, phagosome membrane, Late endosome membrane, Lysosome membrane, Melanosome membrane, autophagosome membrane, Lipid droplet, Endosome membrane, Mitochondrion membrane
纯化	

抗原信息

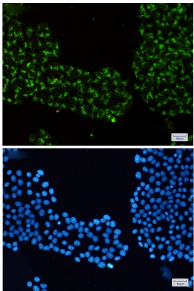
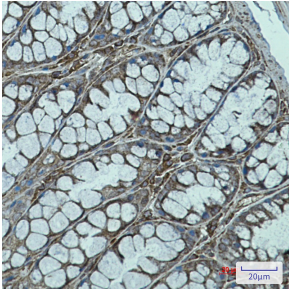
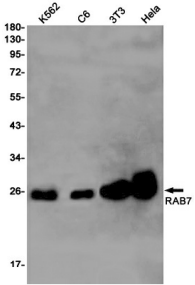
抗原信息	
------	--

靶点信息

研究背景	RAB family members are small, RAS-related GTP-binding proteins that are important regulators of vesicular transport. Each RAB protein targets multiple proteins that act in exocytic / endocytic pathways. This gene encodes a RAB family member that regulates vesicle traffic in the late endosomes and also from late endosomes to lysosomes. This encoded protein is also involved in the cellular vacuolation of the VacA cytoxin of Helicobacter pylori. Mutations at highly conserved amino acid residues in this gene have caused some forms of Charcot-Marie-Tooth (CMT) type 2 neuropathies.
基因ID	7879

基因名	RAB7A
Swiss	P51149
别名	Rab7 (YD14373)

产品验证



实验步骤

访问官网浏览详情: www.ablybio.cn