

— ABLYBIO, Help Your Research



Peroxiredoxin 2 (YD14212) Rabbit mAb

货号: **AYD11604**

产品信息

反应	Human,Mouse,Rat
宿主	Rabbit
克隆性	Monoclonal
预测反应	
应用	WB IHC-P ICC/IF FC
推荐浓度	
理论分子量	22kDa
实测分子量	
形式	Liquid
保存条件	Store at -20°C. Avoid freeze / thaw cycles. Buffer: PBS with 0.75% BSA,50% glycerol,pH7.3.
偶联物	Unconjugated
阳性对照	HeLa cells
细胞定位	Cytoplasm
纯化	亲和纯化

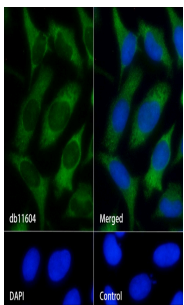
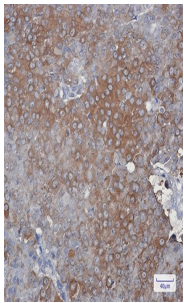
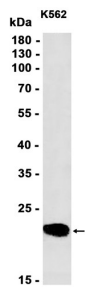
抗原信息

抗原信息	
------	--

靶点信息

研究背景	This gene encodes a member of the peroxiredoxin family of antioxidant enzymes, which reduce hydrogen peroxide and alkyl hydroperoxides. The encoded protein plays an antioxidant protective role in cells, and it may contribute to the antiviral activity of CD8(+) T-cells. The crystal structure of this protein has been resolved to 2.7 angstroms. This protein prevents hemolytic anemia from oxidative stress by stabilizing hemoglobin, thus making this gene a therapeutic target for patients with hemolytic anemia. This protein may have a proliferative effect and play a role in cancer development or progression. Related pseudogenes have been identified on chromosomes 5, 6, 10 and 13.
基因ID	7001
基因名	PRDX2
Swiss	P32119 (https://www.uniprot.org/uniprotkb/P32119/entry)
别名	Peroxiredoxin 2 (YD14212), Peroxiredoxin 2 (YD14212) Rabbit mAb, PRDX2, Natural killer cell-enhancing factor B, PRP, Thiol-specific antioxidant protein, Thioredoxin peroxidase 1, Thioredoxin-dependent peroxide reductase 1, Thioredoxin-dependent peroxiredoxin 2, NKEFB, TDPX1

产品验证



实验步骤

访问官网浏览详情: www.ablybio.cn (<https://www.ablybio.cn/www.ablybio.cn>)

